



Lourdes A. Leon Guerrero  
Governor of Guam

# GHURA

**Guam Housing and Urban Renewal Authority**

Aturidat Ginima' Yan Rinueban Siudat Guahan

117 Bien Venida Avenue, Sinajana, GU 96910

Phone: (671) 477-9851 · Fax: (671) 300-7565 · TTY: (671) 472-3701

Website: [www.ghura.org](http://www.ghura.org)



EQUAL HOUSING  
OPPORTUNITY

Joshua F. Tenorio

Lieutenant Governor of Guam

## **NOTICE TO THE PUBLIC**

### **Available for Public Review**

### **Guam's Consolidated Annual Performance**

### **And Evaluation Report (CAPER)**

### **For the Program Year 2020**

The Guam Housing and Urban Renewal Authority (GHURA) announces the availability of Guam's Program Year 2020 Consolidated Annual Performance and Evaluation Report (CAPER) for public review and comment.

The CAPER outlines Guam's progress in achieving the goals outlined in the 1st Year of the 2020-2024 Consolidated Plan (ConPlan). The ConPlan prioritizes areas to be addressed with funds available from the U.S. Department of Housing and Urban Development, Office of Community Planning and Development – Community Development Block Grant (CDBG), HOME Investment Partnerships Grant (HOME), the Emergency Solutions Grant (ESG), and the Continuum of Care Program Grant for the period covering October 01, 2020 to September 30, 2021.

The CAPER will be available electronically on GHURA's website at [www.ghura.org](http://www.ghura.org). If you would like to obtain a copy or require additional information, please contact Alicia P. Aguon, at 671-475-1316 or by email at [apaguon@ghura.org](mailto:apaguon@ghura.org).

GHURA is inviting the public to comment on the CAPER while exercising pandemic safety protocols and current mandated social distancing requirements. A virtual public hearing will be held on Wednesday, June 1 at 10:30am via ZOOM at Meeting ID: 849 3793 8063 Passcode: GHURA

Individuals or organizations wishing to comment on the CAPER are encouraged to do so by submitting written comments to GHURA with notation of ATTN: Alicia P. Aguon via [apaguon@ghura.org](mailto:apaguon@ghura.org). All comments must be received no later than June 13, 2022

Should you require special accommodations, please contact the Section 504 Coordinator Katherine Taitano, at 475-1322 or via email at [katherine@ghura.org](mailto:katherine@ghura.org).

**/s/ Elizabeth Napoli**  
**Acting Executive Director**

## **CR-05 - Goals and Outcomes**

### **Progress the jurisdiction has made in carrying out its strategic plan and its action plan. 91.520(a)**

This could be an overview that includes major initiatives and highlights that were proposed and executed throughout the program year.

For this period reporting Guam's priority had shifted leading up the start of this program year in October 2020. Seven months into the Global Pandemic, the community focused all or in most parts to addressing the preparation and response to CoronaVirus.

In this reporting period for the first time Guam was not able to meet the ratio for expenditures on entitlement funds. Guam developed a CDBG Workout Plan to assist in addressing its timeliness and identify factors that contributed to its status of the expenditures for previous year funding. Some of these factors that contributed to this status include prior H2 and construction labor issues, permitting processes timelines, and Coronavirus.

In this same period, Guam received CARES Act funds to prepare for, respond to CoronaVirus in addition to regular entitlement CDBG/HOME/ESG funds.

### **Comparison of the proposed versus actual outcomes for each outcome measure submitted with the consolidated plan and explain, if applicable, why progress was not made toward meeting goals and objectives. 91.520(g)**

Categories, priority levels, funding sources and amounts, outcomes/objectives, goal outcome indicators, units of measure, targets, actual outcomes/outputs, and percentage completed for each of the grantee's program year goals.

Goal	Category	Source / Amount	Indicator	Unit of Measure	Expected – Strategic Plan	Actual – Strategic Plan	Percent Complete	Expected – Program Year	Actual – Program Year	Percent Complete
Expand & Provide Svcs to Homeless/Non-Homeless	Homeless Non-Homeless Special Needs Non-Housing Community Development	CDBG: \$241179 / ESG: \$155047	Public Facility or Infrastructure Activities other than Low/Moderate Income Housing Benefit	Persons Assisted	0	0		90	0	0.00%
Expand & Provide Svcs to Homeless/Non-Homeless	Homeless Non-Homeless Special Needs Non-Housing Community Development	CDBG: \$241179 / ESG: \$155047	Public service activities other than Low/Moderate Income Housing Benefit	Persons Assisted	1	152	15,200.00%	1146	152	13.26%
Expand & Provide Svcs to Homeless/Non-Homeless	Homeless Non-Homeless Special Needs Non-Housing Community Development	CDBG: \$241179 / ESG: \$155047	Public service activities for Low/Moderate Income Housing Benefit	Households Assisted	1	0	0.00%	205	0	0.00%
Expand & Provide Svcs to Homeless/Non-Homeless	Homeless Non-Homeless Special Needs Non-Housing Community Development	CDBG: \$241179 / ESG: \$155047	Direct Financial Assistance to Homebuyers	Households Assisted	1	0	0.00%			

Expand & Provide Svcs to Homeless/Non-Homeless	Homeless Non-Homeless Special Needs Non-Housing Community Development	CDBG: \$241179 / ESG: \$155047	Tenant-based rental assistance / Rapid Rehousing	Households Assisted	150	0	0.00%			
Expand & Provide Svcs to Homeless/Non-Homeless	Homeless Non-Homeless Special Needs Non-Housing Community Development	CDBG: \$241179 / ESG: \$155047	Homeless Person Overnight Shelter	Persons Assisted	1	0	0.00%			
Expand & Provide Svcs to Homeless/Non-Homeless	Homeless Non-Homeless Special Needs Non-Housing Community Development	CDBG: \$241179 / ESG: \$155047	Overnight/Emergency Shelter/Transitional Housing Beds added	Beds	1	0	0.00%			
Expand & Provide Svcs to Homeless/Non-Homeless	Homeless Non-Homeless Special Needs Non-Housing Community Development	CDBG: \$241179 / ESG: \$155047	Homelessness Prevention	Persons Assisted	150	0	0.00%			
Expand Affordable Housing	Affordable Housing Homeless	CDBG: \$3600000 / HOME: \$2178378 / ESG: \$84635	Public Facility or Infrastructure Activities for Low/Moderate Income Housing Benefit	Households Assisted	1	0	0.00%	10	0	0.00%

Expand Affordable Housing	Affordable Housing Homeless	CDBG: \$3600000 / HOME: \$2178378 / ESG: \$84635	Public service activities for Low/Moderate Income Housing Benefit	Households Assisted	0	0		4	0	0.00%
Expand Affordable Housing	Affordable Housing Homeless	CDBG: \$3600000 / HOME: \$2178378 / ESG: \$84635	Brownfield acres remediated	Acre	1	0	0.00%			
Expand Affordable Housing	Affordable Housing Homeless	CDBG: \$3600000 / HOME: \$2178378 / ESG: \$84635	Rental units constructed	Household Housing Unit	1	0	0.00%			
Expand Affordable Housing	Affordable Housing Homeless	CDBG: \$3600000 / HOME: \$2178378 / ESG: \$84635	Rental units rehabilitated	Household Housing Unit	10	0	0.00%	10	0	0.00%
Expand Affordable Housing	Affordable Housing Homeless	CDBG: \$3600000 / HOME: \$2178378 / ESG: \$84635	Homeowner Housing Added	Household Housing Unit	23	0	0.00%	8	0	0.00%

(PY2020)

CAPER

4

Expand Affordable Housing	Affordable Housing Homeless	CDBG: \$3600000 / HOME: \$2178378 / ESG: \$84635	Direct Financial Assistance to Homebuyers	Households Assisted	1	0	0.00%			
Expand Affordable Housing	Affordable Housing Homeless	CDBG: \$3600000 / HOME: \$2178378 / ESG: \$84635	Overnight/Emergency Shelter/Transitional Housing Beds added	Beds	1	0	0.00%			
Expand Affordable Housing	Affordable Housing Homeless	CDBG: \$3600000 / HOME: \$2178378 / ESG: \$84635	Housing for Homeless added	Household Housing Unit	1	0	0.00%			
Expand Affordable Housing	Affordable Housing Homeless	CDBG: \$3600000 / HOME: \$2178378 / ESG: \$84635	Buildings Demolished	Buildings	1	0	0.00%			
Improve & Expand Comm Facilities & Improvements	Homeless Non-Homeless Special Needs Non-Housing Community Development	CDBG: \$350000	Public Facility or Infrastructure Activities other than Low/Moderate Income Housing Benefit	Persons Assisted	1	0	0.00%	14817	0	0.00%

(PY2020)

CAPER

5

Improve & Expand Comm Facilities & Improvements	Homeless Non-Homeless Special Needs Non-Housing Community Development	CDBG: \$350000	Brownfield acres remediated	Acre	1	0	0.00%			
Improve & Expand Comm Facilities & Improvements	Homeless Non-Homeless Special Needs Non-Housing Community Development	CDBG: \$350000	Overnight/Emergency Shelter/Transitional Housing Beds added	Beds	1	0	0.00%			
Improve & Expand Comm Facilities & Improvements	Homeless Non-Homeless Special Needs Non-Housing Community Development	CDBG: \$350000	Housing for Homeless added	Household Housing Unit	1	0	0.00%			
Improve & Expand Comm Facilities & Improvements	Homeless Non-Homeless Special Needs Non-Housing Community Development	CDBG: \$350000	Buildings Demolished	Buildings	1	0	0.00%			
Improve and Expand Economic Opportunities	Homeless Non-Homeless Special Needs Non-Housing Community Development	CDBG: \$89240	Public service activities other than Low/Moderate Income Housing Benefit	Persons Assisted	0	0		100	0	0.00%

(PY2020)

CAPER

6

Improve and Expand Economic Opportunities	Homeless Non-Homeless Special Needs Non-Housing Community Development	CDBG: \$89240	Facade treatment/business building rehabilitation	Business	1	0	0.00%			
Improve and Expand Economic Opportunities	Homeless Non-Homeless Special Needs Non-Housing Community Development	CDBG: \$89240	Rental units constructed	Household Housing Unit	1	0	0.00%			
Improve and Expand Economic Opportunities	Homeless Non-Homeless Special Needs Non-Housing Community Development	CDBG: \$89240	Jobs created/retained	Jobs	1	0	0.00%			
Improve and Expand Economic Opportunities	Homeless Non-Homeless Special Needs Non-Housing Community Development	CDBG: \$89240	Businesses assisted	Businesses Assisted	1	0	0.00%			
Improve and Expand Economic Opportunities	Homeless Non-Homeless Special Needs Non-Housing Community Development	CDBG: \$89240	Buildings Demolished	Buildings	1	0	0.00%			



Planning and Administration	Grants Planning and Administration	HOME: \$195596.25 / ESG: \$18040	Other	Other	1	0	0.00%	2	0	0.00%
Preserve and Maintain Existing Affordable Housing	Affordable Housing		Public Facility or Infrastructure Activities for Low/Moderate Income Housing Benefit	Households Assisted	10	0	0.00%			
Preserve and Maintain Existing Affordable Housing	Affordable Housing		Rental units rehabilitated	Household Housing Unit	1	0	0.00%			
Preserve and Maintain Existing Affordable Housing	Affordable Housing		Homeowner Housing Rehabilitated	Household Housing Unit	15	0	0.00%			

**Table 1 - Accomplishments – Program Year & Strategic Plan to Date**

**Assess how the jurisdiction's use of funds, particularly CDBG, addresses the priorities and specific objectives identified in the plan, giving special attention to the highest priority activities identified.**

During this program year 2020 Guam received entitlement funds of 3125152.00 for CDBG, 1063975.00 for HOME, and 257722.00 for ESG program activities. In addition to the PY2020 entitlement funds and funds carried over from previous years program income Guam also received 7972648.00 in CARES Act funds through GHURA.

During this reporting period Guam identified activities outlined in its first year of its 5-year consolidated plan 2020-2024 (PY2020) which supported the goals of (1) expanding affordable housing, (2) improve and expand community facilities and improvements, (3) expand and provide services to homeless and non-homeless, (4) improve and expand economic opportunities and (5) planning and administration. In addition to these goals revisions in Guam's PY2019 Annual Action plan to include (6) community enhancement, which is identified for activities to prepare, plan and respond to Coronavirus.

Guam's priority focused on the response to the community needs in addressing activities responding to CoronaVirus. The subrecipient The Salvation Army, the Food Pantry was able to provide food to 7,052 individuals during the reporting period. The subrecipient Manelu provided services to 55 individuals. Services included workforce development workshops, assisting clients with job searches and job applications, and community outreach.

While addressing community response to CoronaVirus, Guam maintained steady progress toward its goals outlined for the program year entitlement funds. For this period, site selection and environmental process were addressed for both the proposed activities; Eastern-Sub Station and Acquisition of Affordable Rental Units. These projects along with the public services were able to complete (or be in final review stages) for sub recipient agreement at the end of this reporting period. Guam was able to complete administrative close out and accomplishment reporting for various ESG/CDBG activities in IDIS over previous years during this period, these same reporting data included in the annual Sage reporting.

## CR-10 - Racial and Ethnic composition of families assisted

Describe the families assisted (including the racial and ethnic status of families assisted).

91.520(a)

	CDBG	HOME	ESG	HTF
White	4	0	2	0
Black or African American	0	0	0	0
Asian	41	10	5	0
American Indian or American Native	0	0	0	0
Native Hawaiian or Other Pacific Islander	246	0	69	0
<b>Total</b>	<b>291</b>	<b>10</b>	<b>76</b>	<b>0</b>
Hispanic	0	0	0	0
Not Hispanic	291	10	0	0

Table 2 – Table of assistance to racial and ethnic populations by source of funds

## Narrative

## CR-15 - Resources and Investments 91.520(a)

### Identify the resources made available

Source of Funds	Source	Resources Made Available	Amount Expended During Program Year
CDBG	public - federal	4,280,419	1,404,107
HOME	public - federal	2,373,975	290,711
ESG	public - federal	257,722	181,994
HTF	public - federal	0	

Table 3 - Resources Made Available

### Narrative

Program Year 2020 began as Guam remained in a continued state of emergency, working through COVID19 restrictions with limited operations, social distancing and other safeguards to stop the spread of COVID19. The local restrictions and limited community movement to economically operate set the precedent for Guam's projected activities and expenditures for all HUD CDBG, ESG and HOME funded activities. During this reporting period Guam continued to work through its work-out plan expenditures issues while adjusting to the COVID19 restrictions, despite adjustments and monitoring, monthly progressive expenditure draws were minimal against the proposed plans. In addition to expending regular CDBG, ESG, and HOME funds, Guam also executed plans to receive and plan for the CARES Act to prevent, prepare for and respond to CoronaVirus. These additional funds adversely affected Guam's targeted for entitlement expenditures on all other regular programs, as Guam focused on planning, preparing and responding to CoronaVirus.

### Identify the geographic distribution and location of investments

Target Area	Planned Percentage of Allocation	Actual Percentage of Allocation	Narrative Description

Table 4 – Identify the geographic distribution and location of investments

### Narrative

Guam identifies specific projects/activities based on community need in-line with its goals outlined in the Consolidated Plan.

## Leveraging

**Explain how federal funds leveraged additional resources (private, state and local funds), including a description of how matching requirements were satisfied, as well as how any publicly owned land or property located within the jurisdiction that were used to address the needs identified in the plan.**

HUD funds leverage local resources to develop projects quite often by identifying available public land within Guam's inventory. Land is a particularly useful and scarce resource, one which enables HUD funds to be focused on the construction of facilities at considerable savings to project costs. Land identified for development is also indicative of local commitment to a project. During this reporting period, the Government of Guam, the Guam Police Department and the Mayor of Talofofo identified land for a public facilities project which will construct a new facility for the Guam Police Department, an Eastern Sub-Station. This is a public facility that will improve (shorten) response time to the communities served by the Southern Police Precinct. This project will improve access to law enforcement by persons in low-and moderate-income communities. Villages located in the beat area for this facility includes Asan, Piti, Agat, Umatac, Merizo, Inarajan, and Talofofo. Future funds for Phase II will be identified to construct the sub-station. An estimated 12,988 individuals live within the service area of this facility. Over 51% of the service area is populated by persons at or below 80% of area median income. HOME and ESG match requirements do not apply to Guam.

<b>Fiscal Year Summary – HOME Match</b>	
1. Excess match from prior Federal fiscal year	0
2. Match contributed during current Federal fiscal year	0
3. Total match available for current Federal fiscal year (Line 1 plus Line 2)	0
4. Match liability for current Federal fiscal year	0
5. Excess match carried over to next Federal fiscal year (Line 3 minus Line 4)	0

**Table 5 – Fiscal Year Summary - HOME Match Report**

Match Contribution for the Federal Fiscal Year								
Project No. or Other ID	Date of Contribution	Cash (non-Federal sources)	Foregone Taxes, Fees, Charges	Appraised Land/Real Property	Required Infrastructure	Site Preparation, Construction Materials, Donated labor	Bond Financing	Total Match

Table 6 – Match Contribution for the Federal Fiscal Year

### HOME MBE/WBE report

Program Income – Enter the program amounts for the reporting period				
Balance on hand at beginning of reporting period \$	Amount received during reporting period \$	Total amount expended during reporting period \$	Amount expended for TBRA \$	Balance on hand at end of reporting period \$
942,902	372,429	179,412	0	1,134,919

Table 7 – Program Income

Minority Business Enterprises and Women Business Enterprises – Indicate the number and dollar value of contracts for HOME projects completed during the reporting period						
	Total	Minority Business Enterprises				White Non-Hispanic
		Alaskan Native or American Indian	Asian or Pacific Islander	Black Non-Hispanic	Hispanic	
Contracts						
Dollar Amount	0	0	0	0	0	0
Number	0	0	0	0	0	0
Sub-Contracts						
Number	0	0	0	0	0	0
Dollar Amount	0	0	0	0	0	0
	Total	Women Business Enterprises	Male			
Contracts						
Dollar Amount	0	0	0			
Number	0	0	0			
Sub-Contracts						
Number	0	0	0			
Dollar Amount	0	0	0			

**Table 8 - Minority Business and Women Business Enterprises**

<b>Minority Owners of Rental Property – Indicate the number of HOME assisted rental property owners and the total amount of HOME funds in these rental properties assisted</b>						
	<b>Total</b>	<b>Minority Property Owners</b>				<b>White Non-Hispanic</b>
		<b>Alaskan Native or American Indian</b>	<b>Asian or Pacific Islander</b>	<b>Black Non-Hispanic</b>	<b>Hispanic</b>	
Number	0	0	0	0	0	0
Dollar Amount	0	0	0	0	0	0

**Table 9 – Minority Owners of Rental Property**

<b>Relocation and Real Property Acquisition</b> – Indicate the number of persons displaced, the cost of relocation payments, the number of parcels acquired, and the cost of acquisition						
Parcels Acquired		0		0		
Businesses Displaced		0		0		
Nonprofit Organizations Displaced		0		0		
Households Temporarily Relocated, not Displaced		0		0		
Households Displaced	Total	Minority Property Enterprises				White Non-Hispanic
		Alaskan Native or American Indian	Asian or Pacific Islander	Black Non-Hispanic	Hispanic	
Number	0	0	0	0	0	0
Cost	0	0	0	0	0	0

**Table 10 – Relocation and Real Property Acquisition**



## CR-20 - Affordable Housing 91.520(b)

Evaluation of the jurisdiction's progress in providing affordable housing, including the number and types of families served, the number of extremely low-income, low-income, moderate-income, and middle-income persons served.

	One-Year Goal	Actual
Number of Homeless households to be provided affordable housing units	4	0
Number of Non-Homeless households to be provided affordable housing units	85	0
Number of Special-Needs households to be provided affordable housing units	0	0
<b>Total</b>	<b>89</b>	<b>0</b>

Table 11 – Number of Households

	One-Year Goal	Actual
Number of households supported through Rental Assistance	72	0
Number of households supported through The Production of New Units	8	0
Number of households supported through Rehab of Existing Units	10	0
Number of households supported through Acquisition of Existing Units	0	0
<b>Total</b>	<b>90</b>	<b>0</b>

Table 12 – Number of Households Supported

**Discuss the difference between goals and outcomes and problems encountered in meeting these goals.**

Guam's goals for the first year of CONPLAN 2020-2024 included sustaining affordable housing stock by constructing homes to be sold to eligible low and moderate income individuals and families and to acquire and rehab existing stock also to be sold to income-eligible buyers. No units were completed in this 2020 program year. Development and construction slowdowns have broadly impacted the island's ability to keep up with the need for affordable housing. Labor issues and long-time lags to permitting approval processes within the local government have been two key impediments to moving

forward. These issues have grown more pronounced over the years but came to a head during the pandemic. In the pursuit of affordable rental housing, Guam has largely supported the development of low-income tax credit funded projects. At the end of this program year Guam was still in process of site selection for this acquisition of affordable rental through the use of its CDBG program year funds. The construction industry continues to struggle as the lingering repercussions of reduced access to a non-H2B workforce, increased materials costs following the year of closure or responding to CoronaVirus, and reduced availability of materials. Along with the rest of the nation Guam sought to prioritize its efforts to prepare to respond to and prevent CoronaVirus. These efforts would include identifying locations for immediate Homeless Shelter in addition to maintaining Guam's proposed activities to support target demographic populations as a result of CoronaVirus.

#### **Discuss how these outcomes will impact future annual action plans.**

The need for affordable housing remains a goal. The outcomes to produce additional inventory to replace units lost either to time or to market movement (to be marketed at prices not attainable by a low or moderate-income buyer or renter) will also remain. Guam must pursue other means to meet the need to provide affordable housing. The Guam government (through the Office of the Governor) has formed a task force to review the impediment to development and construction stemming from the time-consuming permitting process. Actions during this period further justified Guam's plans to address affordable housing and rental. Guam will continue to pursue its plans to address these needs along with actions to address public safety. The last reporting period has resulted in increased costs of construction - whether continued or new, in addition to limited or lack of materials to timely execute schedules on construction projects. The outcomes resulting from this program year period have placed grave pressure on proper planning and execution to ensure all community needs are met and activity expenditures are timely.

**Include the number of extremely low-income, low-income, and moderate-income persons served by each activity where information on income by family size is required to determine the eligibility of the activity.**

<b>Number of Households Served</b>	<b>CDBG Actual</b>	<b>HOME Actual</b>	<b>HTF Actual</b>
Extremely Low-income	0	0	0
Low-income	0	0	
Moderate-income	0	0	
<b>Total</b>	<b>0</b>	<b>0</b>	

**Table 13 – Number of Households Served**

#### **Narrative Information**

Guam funded the Family Services Center using CDBG funds.

Guam was unable to assist new households below 60% area median for this reporting period, this stated focus on supportive services to address needs of those homeowners affected by CoronaVirus and ensuring homeowner assistance was provided through CARES Act project activities.

DRAFT

## **CR-25 - Homeless and Other Special Needs 91.220(d, e); 91.320(d, e); 91.520(c)**

**Evaluate the jurisdiction's progress in meeting its specific objectives for reducing and ending homelessness through:**

### **Reaching out to homeless persons (especially unsheltered persons) and assessing their individual needs**

The CoC member organizations adopt the "No Wrong Door" policy whereas service providers make every effort to assess homeless persons to determine appropriate programs based on their needs. Aside from the CoC's Homeless Outreach Team (HOT) various organizations conduct outreach activities to engage unsheltered individuals and use the VláĹ SPDAT tool to identify and prioritize individuals/families for housing assistance as well as support services. The Coordinated Entry System is utilized by staff for assessments to determine the appropriate program and eligibility criteria. Staff upon assessment do referrals of persons determined eligible for Emergency Solutions Grant (ESG) Rapid Rehousing Housing (RRH) Emergency Housing Voucher and CoC funded programs. [AS1] If a person has a disability, referrals are done to appropriate programs that provide housing to persons with disabilities. Chronic homeless individuals/Persons with disabilities, elderly and frail, families with children are prioritized for placement. The goal is rapid placement of households with long term of homelessness. Guam's efforts continue to link shelters to ESG RRH programs while also encouraging CoC funded programs to practice the Housing First approach. This approach is a model of housing assistance that prioritizes rapid placement and stabilization in permanent housing without service participation requirements. However, comprehensive support services are provided and program participants are encouraged to participate in various activities.

### **Addressing the emergency shelter and transitional housing needs of homeless persons**

To address the needs of homeless persons in the emergency shelter they are assisted to enroll in mainstream services, secure appropriate ID and links to employment, training or education such as ESL for compact migrants who has limited English proficiency. For individuals who may have a permanent disability or who are elderly over 65 years, mainstream cash assistance remains the only source of non employment income if the person is not eligible for social security disability benefits or annuity. These individuals are encouraged to also apply for SNAP benefits to supplement their financial resources. Persons in emergency shelters or transitional housing are assisted to apply for ESG RRH or are referred to permanent housing program, public housing and/or Housing Choice Voucher (HCV) program. GHURA, the PHA and collaborative applicant for CoC programs sees to it that participants from ESG RRH and Transitional Housing are assisted to apply for public housing or HCV as well as HUD VASH as soon as they are admitted in emergency shelter or are in temporary housing. The local CoC, Guam Homeless Coalition partnered with Guam Regional Transit Authority to provide transportation services to persons experiencing homelessness. The Ayuda Shuttle enables homeless persons to go their

appointments, do grocery shopping, attend trainings.

**Helping low-income individuals and families avoid becoming homeless, especially extremely low-income individuals and families and those who are: likely to become homeless after being discharged from publicly funded institutions and systems of care (such as health care facilities, mental health facilities, foster care and other youth facilities, and corrections programs and institutions); and, receiving assistance from public or private agencies that address housing, health, social services, employment, education, or youth needs**

To help low income and extremely low-income persons to become homeless, those who are employed are supported to retain employment by providing other support services. If housing is subsidized and stable, the individual is connected to mainstream benefits to supplement their income if eligible. Some service providers assist clients to attend job fairs to obtain jobs, in addition to direct job search. The labor department has also redesigned skill training opportunities through apprenticeships that would solidify an individual's skills and increase employment marketability. The community college has also implemented a 'boot camp' for the trades and is focused on those unemployed with no skills. The boot camp provides an introduction to various trades with the goal of identifying a specific trade to pursue further through training and apprenticeship. Support services and case management that are provided to RRH are customized for the families. This could include counseling, jobs assistance and household budgeting. Case workers develop an individualized service plan that will best assist the family achieve self-sufficiency upon existing government assistance programs. Case workers may include other service providers in the case management of the client, including school social workers, to ensure needs to school-age children in the household are enrolled and their needs are addressed.

**Helping homeless persons (especially chronically homeless individuals and families, families with children, veterans and their families, and unaccompanied youth) make the transition to permanent housing and independent living, including shortening the period of time that individuals and families experience homelessness, facilitating access for homeless individuals and families to affordable housing units, and preventing individuals and families who were recently homeless from becoming homeless again**

The local CoC increased the rate that homeless persons residing in emergency shelter (ES), transitional housing (TH), and rapid rehousing (RRH) transition to permanent housing destinations by providing case management to help families locate/secure housing and to address barriers to maintain housing. Homeless persons with disabilities who need longer support from mental health and substance abuse service providers will be referred to PSH programs. For persons on track to obtain the necessary resources to sustain housing on their own, the CoC will refer to the ESG RRH. For those who lack the

necessary resources to sustain housing on their own, the CoC will work towards placement in subsidized housing such as EHV, Section 8 or public housing. The program participants are also assisted to obtain benefits - SNAP, SSDI, etc. Program participants are provided training and guidance to maintain housing stability and assessments are done periodically to evaluate their progress.

The CoC will increase the rate that homeless persons in permanent housing projects retain their permanent housing or exit to permanent housing destinations by ensuring that PSH participants continue to receive supportive services. Rapid response teams are deployed to address housing disruptions such as those who are experiencing relapses. Program staff also work closely with landlords to avert evictions. Projects work to eliminate barriers to housing stability by linking participants to job training/placement or application for SSDI. If termination is inevitable, projects will exhaust all options for permanent housing placement.

## **CR-30 - Public Housing 91.220(h); 91.320(j)**

### **Actions taken to address the needs of public housing**

During the reporting period, Guam was still under a Public Health Emergency and most activities were permitted to operate with moderate restrictions. On May 2021, Public Housing employees participated in Uniformed Physical Conditions Standard Certification Training conducted by experts in the subject matter, NanMckay, respectively. Building Maintenance Supervisors, Property Site Managers, and other members of the Executive team also participated in Project-Based Maintenance and Management Training Certifications also conducted by NanMckay. These certifications prepare Public Housing personnel with the skills and knowledge necessary to perform their duties and ensure that Public Housing programs remain compliant with HUD's standards and policies. Residents of the Public Housing programs benefit when PH staff are well trained as they will receive services from knowledgeable administrative staff dealing with their continued program participation and skilled maintenance workers who make repairs in their homes. Also in May, nine Public Housing employees graduated from the Guam Community College Apprenticeship Program. The Apprentices received certifications in Building Maintenance and Administrative education. GHURA's participation in the Apprenticeship Program is aimed at investing in the education and training of its employees. The employees will in turn provide professional quality workmanship and sound guidance to its Public Housing residents. On July 2021, the local eviction moratorium was lifted on the 1st while the federal CDC moratorium was lifted on the 31st. GHURA's Public Housing Management team worked closely with Public Housing residents to link them with local programs available to assist them with paying delinquent rent and utilities. GHURA staff connected with Guam's Department of Administration who oversees the Emergency Rental Assistance Program (ERAP) to ensure Public Housing families' avail of the funding, which in most cases, prevented families from facing evictions and homelessness. On August 2021, GHURA Public Housing programs used some of its CARES funds to provide Public Housing Program residents with Personal Protective Equipment. The purpose of this planned distribution was to ensure the safety and wellbeing of the Public Housing staff and families while the PH maintenance crews prepared for the safe reopening of a full 100% operations on August 2, 2021. With the PH maintenance staff expected to resume unit repairs that were deferred during the pandemic, it was important for PH management to adequately provide the families with PPEs and ensure a smooth transition to the reopening.

### **Actions taken to encourage public housing residents to become more involved in management and participate in homeownership**

For this reporting period, actions were limited due to GUAM's effort to prevent, prepare and respond to CoronaVirus. Guam still remained in a public health emergency status for 336 days; the last 29 days of this period allowed for 100% operations to re-open or be restored with social distancing and other safety precautions to respond to or prevent CoronaVirus.

### **Actions taken to provide assistance to troubled PHAs**

Not Applicable.

DRAFT



## **CR-35 - Other Actions 91.220(j)-(k); 91.320(i)-(j)**

**Actions taken to remove or ameliorate the negative effects of public policies that serve as barriers to affordable housing such as land use controls, tax policies affecting land, zoning ordinances, building codes, fees and charges, growth limitations, and policies affecting the return on residential investment. 91.220 (j); 91.320 (i)**

Guam continues to work in concert with the CoC and others to assist those individuals experiencing homelessness to obtain Guam identification cards for those who are certified homeless. During this program year, Guam's plans were set to address the availability of Affordable Rental Housing. These efforts come off the previous year's efforts of completing an Analysis of Impediments to Fair Housing Choice and the adjustments made to Guam's position on Fair Market Rents. During this reporting period, Guam set a course for action to Acquire more affordable rental properties for low/moderate income these actions are still ongoing at the end of this reporting period.

## **Actions taken to address obstacles to meeting underserved needs. 91.220(k); 91.320(j)**

In the program year, the CoC continued to support programs that serve victims of domestic violence, and the Housing First program, which prioritizes chronically homeless individuals with disabilities. CDBG's Public Services programs assisted the following underserved populations: The Lighthouse Recovery Center provided treatment to men in recovery from substance abuse; the Family Services Center provided homeless prevention and rapid rehousing, emergency and transitional housing; the Homeless Management Information System captured important data of persons served through various homeless programs; Manelu provided work readiness and family enrichment programs; and GALA provided youth empowerment programs. Although plans in place continuously supported GUAM's proposed projects, efforts continued

## **Actions taken to reduce lead-based paint hazards. 91.220(k); 91.320(j)**

As previously reported during last program year GHURA continues to exercise LBP procedures in place once a site has been determined the presence of LBP. All work involving the abatement or encapsulation is contracted by hazard waste contractor, as Lead based paint (LBP) shall be removed and disposed of in accordance to 40 CFR Part 745.227. As such, disturbance/demolition/disposal of these work items. The construction debris must be performed in accordance with the OSHA lead standard for construction (29 CFR 1926.62) and US EPA hazardous waste regulations (40 CFR Parts 242 282). The OSHA lead standard includes requirements for worker training, medical surveillance, air monitoring, personal protective equipment, and hygiene facilities.

In addition, any waste generated from the disturbance of these surfaces may be regulated by the EPA as hazardous waste. It is recommended that a representative sample of the waste be analyzed for proper hazardous (or nonhazardous) characterization. If the waste stream is deemed hazardous, it must be disposed of at an EPA approved site. If the waste stream is found nonhazardous, it can be disposed of as construction debris. The contractor provides certification of LBP material disposal to GHURA. Closeout documents for LBP certification requirements are required. The contractor shall hire an independent third-party inspector to determine the presence (or absence) LBP and ensure the work is completed and free from LBP contamination. The independent third-party inspector shall be EPA certified and licensed to conduct such activities pursuant of 40 CFR Part 745.227.

### **Actions taken to reduce the number of poverty-level families. 91.220(k); 91.320(j)**

The number of persons and families living in poverty on Guam remains a concern to the government and the community. Resources and actions taken by Guam to address poverty included committing funds to local organizations that provided direct and indirect assistance to low- and extremely low-income families and special needs populations (including victims of domestic violence, adults with disabilities, and the homeless.) Services include housing related assistance, case management and supportive services, job training and education, and other services. Guam also shares guidance and strategic direction to working groups and collaborative efforts who address veteran homelessness and homeless families. Guam works in conjunction with community partners to address the goals of poverty reduction as stated in the current ConPlan.

To achieve the stated goals, Guam has undertaken and continues efforts for the following activities during the operating period by assisting low and moderate income individuals through the creation suitable living environments through the following:

1. Acquisition of Affordable Rental for Guam's low-moderate income population and the ongoing Construction of the Salvation Army's Residential Treatment Center for Women in recovery whereby 51% of clients are income eligible as well as residential substance abuse treatment for men through the Lighthouse Recovery Center and outpatient services for both men and women including their families;
2. Jobs assistance and family enrichment programs offered through Manelu through the development of Workforce development assistance for youth and families, adult workplace mentorship and family literacy programs for youth and adults through Workplace Readiness Workshops, Family Literacy program and Job Placement Assistance.
3. Homeless prevention and rapid rehousing rental and utilities assistance are offered through the Salvation Army's Family Services Center;
4. Support organizations that aim to reduce and end homelessness: Provide housing and supportive

services for chronically homeless, survivors of domestic violence and their children, and homeless individuals with disabilities. The following organizations provided such services: Guam Behavioral Health and Wellness Center's Guma Hinemlo, Catholic Social Services Y'Jahame Permanent Housing Program and Gai Animas program for DV survivors, GHURA's Housing First Rental Assistance Program provide housing for chronic homeless and their families, Guma Mami's Project Inayek to assist homeless adults with disabilities who are victims of DV, and Sanctuary Inc., Guma Manhoben that provides transitional rapid rehousing and permanent housing to youth ages 16 to 24 including support services.

5. Guam also provides guidance and strategic direction to working groups such as WestCare Pacific Island SSVF and collaborative efforts to address veteran homelessness and their families. GHURA HCVP administers the HUDVASH project in coordination with Guam's US Veterans Affairs Office.

#### **Actions taken to develop institutional structure. 91.220(k); 91.320(j)**

Guam's efforts to develop institutional structure with respect to affordable housing and homeless issues include membership in planning councils and various working groups. Specifically, Guam assists veteran groups to end homelessness, homeless individuals with disabilities, and survivors of domestic violence. Guam also participates in strategic planning of the CoC and assists with their annual gap analysis. Guam's CPD Division provides technical assistance training to CDBG, ESG and HOME subrecipients and prospective subrecipients, as well as to prospective applicants for LIHTC and the Section 108 programs.

Internally, the agency dedicates resources to enhancing the skills of its staff through ongoing professional development and training.

#### **Actions taken to enhance coordination between public and private housing and social service agencies. 91.220(k); 91.320(j)**

Guam continues to collaborate regularly with public and private entities to better address housing and community development initiatives. Organizations and institutions involved include the following: Catholic Social Services, Core Tech., Dept. of Public Health and Social Services, Guam Alternative Lifestyle Association, Guam Behavioral Health and Wellness Center, Dept. of Revenue and Taxation, Guam Legal Services Corp. – Disability Law Center, Guam Dept. of Parks and Recreation, Guam Police Department, Habitat for Humanity of Guam, Mayor's Council of Guam, Guam Mami, Micronesia Community Development Corp. (MCDC), Manelu, Micronesian Resource Center, Sanctuary Guam Inc., The Salvation Army, University of Guam, US Dept of Veterans Affairs, Victim Advocates Reaching Out and Westcare Pacific Island. CoC has other programs where eligibility isn't based on

being a victim of domestic violence or sexual assault; for instance, Guma Manhoben that serves youth or Y Jahame that serves individuals/families with priority given to those with the longest histories of homelessness.

**Identify actions taken to overcome the effects of any impediments identified in the jurisdictions analysis of impediments to fair housing choice. 91.520(a)**

Guam continues to address impediments to fair housing, lack of information and understanding of fair housing regulations. Despite COVID19 and restrictions to social distancing, Guam continues to address this as Guam's Fair Housing Coordinator provides guidance, information and education to individuals seeking assistance with Fair Housing Issues. During this reporting period no formal complaints were filed with the Fair Housing Coordinator/Guam. Continuing from the last reporting period, Due to COVID19 and Social Distance Guidance, all community wide training had continued to be suspended.

## **CR-40 - Monitoring 91.220 and 91.230**

**Describe the standards and procedures used to monitor activities carried out in furtherance of the plan and used to ensure long-term compliance with requirements of the programs involved, including minority business outreach and the comprehensive planning requirements**

### **Citizen Participation Plan 91.105(d); 91.115(d)**

**Describe the efforts to provide citizens with reasonable notice and an opportunity to comment on performance reports.**

Guam adheres to its Citizen Participation Plan which outlines the process for citizens to participate and comment on reports. During the reporting year, Guam had no substantial amendments to its Citizen Participation Plan. In preparation for this reporting period GHURA was able to engage with Subrecipients to ensure data collection and program accomplishments were collected and detailed. Through the subrecipient engagement, GHURA's website and local publication, and a public briefing Guam has determined reasonable notice and opportunity for the community to comment on performance for this period was provided.

Public Notice for this CAPER is scheduled for/has run on MAY 14, 2022 & MAY 30, 2022. These sections will be revised to include comments following the comment period. (5.12.2022)

## **CR-45 - CDBG 91.520(c)**

**Specify the nature of, and reasons for, any changes in the jurisdiction's program objectives and indications of how the jurisdiction would change its programs as a result of its experiences.**

During the reporting year Guam continued to experience setbacks and delays and operate under limited means due to COVID19. At the start of this reporting period October 2020, Guam remained in a heightened state of Public Health Emergency (PHE) and health and safety measures for the island continued to be in place in order to operate. Comparable to previous years reporting, halts and restrictive operations for the island's economy and construction continued. Both these performance periods combined negatively affected CDBG PFI projects timelines and goal projections. Despite these hurdles Guam unceasingly continued to keep proposed PFI projects moving forward, working through the new restrictions while addressing safety of the citizens and labor available (through the ongoing PHE) even at a slowed pace. Many of the public service activities experienced the same halts/slowed progress due to the shutdown/restrictions well through September 2021. The impact of COVID on CDBG formula programs can be seen in this reporting periods data as Guam shifted priority planning, preparation and response to CoronaVirus and the expenditures of CARES Act funds available to Guam.

**Does this Jurisdiction have any open Brownfields Economic Development Initiative (BEDI) grants?**

No

**[BEDI grantees] Describe accomplishments and program outcomes during the last year.**

## **CR-50 - HOME 91.520(d)**

**Include the results of on-site inspections of affordable rental housing assisted under the program to determine compliance with housing codes and other applicable regulations**

Please list those projects that should have been inspected on-site this program year based upon the schedule in §92.504(d). Indicate which of these were inspected and a summary of issues that were detected during the inspection. For those that were not inspected, please indicate the reason and how you will remedy the situation.

**Provide an assessment of the jurisdiction's affirmative marketing actions for HOME units. 92.351(b)**

Guam's HOME program implemented affirmative marketing actions through partnerships with other local housing entities for this period, focused on CARE Act Funds-approved activities to prepare, prevent and respond to CoronaVirus. HOME's program year entitlement efforts were aimed at assisting homeowners affected by CoronaVirus.

**Refer to IDIS reports to describe the amount and use of program income for projects, including the number of projects and owner and tenant characteristics**

Approximately \$179,412.30 in HOME program income (PI/PA) was expended during this program year.

**Describe other actions taken to foster and maintain affordable housing. 91.220(k) (STATES ONLY: Including the coordination of LIHTC with the development of affordable housing). 91.320(j)**

Guam continues to foster and maintain affordable housing through acquisition under a first time homebuyer/r program and by providing an affordable rental program. For this reporting period Guam remained stagnant due to the COVID19 Pandemic. Continuing from previous years efforts Guam continued to monitor and interview its 31 mortgagors to assess COVID effect if any, extending the national moratorium for all mortgagors and assist in any deferment possible due to hardships. Guam continued constant oversight via email and provided notices to follow up or relay any new information. Guam did the same for 5 renters in the Renaissance program. For the Homebuyer Program, Acquisition and Rehabilitation or New Construction aimed to target two acquisitions to promote the first time homebuyer program. Renewal Affordable Homes Program. Additionally, two closings under this program for families who are under a lease with option to purchase. For affordable Rental, HOME maintained its Renaissance Affordable Rental Program where in this reporting period, Guam provided affordable rental units to 2 eligible families and the Isla Apartments a 14 unit apartment complex to further support affordable rental. These HOME Rental programs are operated in partnership

with Catholic Social Service.

Guam LIHTC activity during the latter part of 2020 remained stagnant due to the ongoing effects of the COVID19 Pandemic, however, 2021 proved more promising. The 2021 LIHTC Qualified Allocation Plan (QAP) and Application process were initiated at the beginning of the year and \$6.6M in tax credits were made available to applicants that could provide affordable units based on the criteria set forth in the QAP. By July 2021, there had been two projects submitted Summer Breeze I and Summer Vista I. Evaluations were being conducted by the time September 2021 came around. In addition, Ironwood Villa Del Mar Phase II finished construction that same month. Results of the 2021 application cycle were not available until the end of 2021.



**CR-56 - HTF 91.520(h)**

Describe the extent to which the grantee complied with its approved HTF allocation plan and the requirements of 24 CFR part 93.

Tenure Type	0 – 30% AMI	0% of 30+ to poverty line (when poverty line is higher than 30% AMI)	% of the higher of 30+ AMI or poverty line to 50% AMI	Total Occupied Units	Units Completed, Not Occupied	Total Completed Units
Rental	0	0	0	0	0	0
Homebuyer	0	0	0	0	0	0

**Table 15 - CR-56 HTF Units in HTF activities completed during the period**

## CR-58 – Section 3

Identify the number of individuals assisted and the types of assistance provided

Total Labor Hours	CDBG	HOME	ESG	HOPWA	HTF
Total Number of Activities	1	0	0	0	0
Total Labor Hours	0				
Total Section 3 Worker Hours	0				
Total Targeted Section 3 Worker Hours	0				

Table 14 – Total Labor Hours

Qualitative Efforts - Number of Activities by Program	CDBG	HOME	ESG	HOPWA	HTF
Outreach efforts to generate job applicants who are Public Housing Targeted Workers					
Outreach efforts to generate job applicants who are Other Funding Targeted Workers.					
Direct, on-the job training (including apprenticeships).					
Indirect training such as arranging for, contracting for, or paying tuition for, off-site training.					
Technical assistance to help Section 3 workers compete for jobs (e.g., resume assistance, coaching).					
Outreach efforts to identify and secure bids from Section 3 business concerns.					
Technical assistance to help Section 3 business concerns understand and bid on contracts.					
Division of contracts into smaller jobs to facilitate participation by Section 3 business concerns.					
Provided or connected residents with assistance in seeking employment including: drafting resumes, preparing for interviews, finding job opportunities, connecting residents to job placement services.					
Held one or more job fairs.					
Provided or connected residents with supportive services that can provide direct services or referrals.					
Provided or connected residents with supportive services that provide one or more of the following: work readiness health screenings, interview clothing, uniforms, test fees, transportation.					
Assisted residents with finding child care.					
Assisted residents to apply for, or attend community college or a four-year educational institution.					
Assisted residents to apply for, or attend vocational/technical training.					
Assisted residents to obtain financial literacy training and/or coaching.					
Bonding assistance, guaranties, or other efforts to support viable bids from Section 3 business concerns.					
Provided or connected residents with training on computer use or online technologies.					
Promoting the use of a business registry designed to create opportunities for disadvantaged and small businesses.					
Outreach, engagement, or referrals with the state one-stop system, as designed in Section 121(e)(2) of the Workforce Innovation and Opportunity Act.					

Other.					
--------	--	--	--	--	--

**Table 15 – Qualitative Efforts - Number of Activities by Program**

## Narrative

The CDBG activity reflected above is for the Section 108 activity which broke ground during the program year, August 2021.

For the reporting period, CDBG/HOME activities yielded no Section 3 activity due in part the preparation to respond to and prevent CoronaVirus. During this period, Guam acknowledges changes to Section 3 reporting requirements and anticipates new reporting standard as determined by HUD guidance.

## CR-60 - ESG 91.520(g) (ESG Recipients only)

ESG Supplement to the CAPER in *e-snaps*

For Paperwork Reduction Act

### 1. Recipient Information—All Recipients Complete

#### Basic Grant Information

**Recipient Name** GUAM  
**Organizational DUNS Number** 855031519  
**UEI**  
**EIN/TIN Number** 960001279  
**Identify the Field Office** HONOLULU  
**Identify CoC(s) in which the recipient or subrecipient(s) will provide ESG assistance**

#### ESG Contact Name

**Prefix** Ms  
**First Name** Elizabeth  
**Middle Name** F  
**Last Name** Napoli  
**Suffix**  
**Title** Deputy Director

#### ESG Contact Address

**Street Address 1** 117 Bien Avenida Ave  
**Street Address 2**  
**City** Sinajana  
**State** GU  
**ZIP Code** -

**Phone Number** 6714721442  
**Extension**  
**Fax Number**  
**Email Address** efnapoli@ghura.org

**ESG Secondary Contact**

**Prefix** Ms  
**First Name** Katherine  
**Last Name** Taitano  
**Suffix**  
**Title** Chief Planner  
**Phone Number** 6714751322  
**Extension** 322  
**Email Address** katherine@ghura.org

**2. Reporting Period—All Recipients Complete**

**Program Year Start Date** 10/01/2020  
**Program Year End Date** 09/30/2021

**3a. Subrecipient Form – Complete one form for each subrecipient**

**Subrecipient or Contractor Name:** GUAM  
**City:** Sinajana  
**State:** GU  
**Zip Code:** 96910, 3643  
**DUNS Number:** 855031519  
**UEI:**  
**Is subrecipient a victim services provider:** N  
**Subrecipient Organization Type:** Unit of Government  
**ESG Subgrant or Contract Award Amount:** 336054

**Subrecipient or Contractor Name:** Catholic Social Service  
**City:** Barrigada  
**State:** GU  
**Zip Code:** 96923,  
**DUNS Number:** 855031241  
**UEI:**  
**Is subrecipient a victim services provider:** Y  
**Subrecipient Organization Type:** Other Non-Profit Organization  
**ESG Subgrant or Contract Award Amount:** 500342.4

**Subrecipient or Contractor Name:** The Salvation Army

**City:** Tiyan

**State:** GU

**Zip Code:** 96913,

**DUNS Number:** 855033457

**UEI:**

**Is subrecipient a victim services provider:** Y

**Subrecipient Organization Type:** Other Non-Profit Organization

**ESG Subgrant or Contract Award Amount:** 589267.4

**Subrecipient or Contractor Name:** Manelu

**City:** Chalan Pago

**State:** GU

**Zip Code:** 96910,

**DUNS Number:** 555033225

**UEI:**

**Is subrecipient a victim services provider:** Y

**Subrecipient Organization Type:** Other Non-Profit Organization

**ESG Subgrant or Contract Award Amount:** 182003

**Subrecipient or Contractor Name:** Victims Advocates Reaching Out

**City:** Sinajana

**State:** GU

**Zip Code:** 96910, 3643

**DUNS Number:** 855032165

**UEI:**

**Is subrecipient a victim services provider:** Y

**Subrecipient Organization Type:** Other Non-Profit Organization

**ESG Subgrant or Contract Award Amount:** 100879

## CR-65 - Persons Assisted

### 4. Persons Served

#### 4a. Complete for Homelessness Prevention Activities

Number of Persons in Households	Total
Adults	
Children	
Don't Know/Refused/Other	
Missing Information	
<b>Total</b>	

Table 16 – Household Information for Homeless Prevention Activities

#### 4b. Complete for Rapid Re-Housing Activities

Number of Persons in Households	Total
Adults	
Children	
Don't Know/Refused/Other	
Missing Information	
<b>Total</b>	

Table 17 – Household Information for Rapid Re-Housing Activities

#### 4c. Complete for Shelter

Number of Persons in Households	Total
Adults	
Children	
Don't Know/Refused/Other	
Missing Information	
<b>Total</b>	

Table 18 – Shelter Information

DRAFT

#### 4d. Street Outreach

Number of Persons in Households	Total
Adults	
Children	
Don't Know/Refused/Other	
Missing Information	
<b>Total</b>	

Table 19 – Household Information for Street Outreach

#### 4e. Totals for all Persons Served with ESG

Number of Persons in Households	Total
Adults	
Children	
Don't Know/Refused/Other	
Missing Information	
<b>Total</b>	

Table 20 – Household Information for Persons Served with ESG

#### 5. Gender—Complete for All Activities

	Total
Male	
Female	
Transgender	
Don't Know/Refused/Other	
Missing Information	
<b>Total</b>	

Table 21 – Gender Information



## 6. Age—Complete for All Activities

	Total
Under 18	
18-24	
25 and over	
Don't Know/Refused/Other	
Missing Information	
<b>Total</b>	

Table 22 – Age Information

## 7. Special Populations Served—Complete for All Activities

Number of Persons in Households				
Subpopulation	Total	Total Persons Served – Prevention	Total Persons Served – RRH	Total Persons Served in Emergency Shelters
Veterans				
Victims of Domestic Violence				
Elderly				
HIV/AIDS				
Chronically Homeless				
<b>Persons with Disabilities:</b>				
Severely Mentally Ill				
Chronic Substance Abuse				
Other Disability				
Total (unduplicated if possible)				

Table 23 – Special Population Served

## CR-70 – ESG 91.520(g) - Assistance Provided and Outcomes

### 10. Shelter Utilization

Number of New Units – Rehabbed	
Number of New Units – Conversion	
Total Number of bed - nights available	
Total Number of bed - nights provided	
Capacity Utilization	

Table 24 – Shelter Capacity

### 11. Project Outcomes Data measured under the performance standards developed in consultation with the CoC(s)

## CR-75 – Expenditures

### 11. Expenditures

#### 11a. ESG Expenditures for Homelessness Prevention

	Dollar Amount of Expenditures in Program Year		
	2018	2019	2020
Expenditures for Rental Assistance			
Expenditures for Housing Relocation and Stabilization Services - Financial Assistance			
Expenditures for Housing Relocation & Stabilization Services - Services			
Expenditures for Homeless Prevention under Emergency Shelter Grants Program			
<b>Subtotal Homelessness Prevention</b>			

Table 25 – ESG Expenditures for Homelessness Prevention

#### 11b. ESG Expenditures for Rapid Re-Housing

	Dollar Amount of Expenditures in Program Year		
	2018	2019	2020
Expenditures for Rental Assistance			
Expenditures for Housing Relocation and Stabilization Services - Financial Assistance			
Expenditures for Housing Relocation & Stabilization Services - Services			
Expenditures for Homeless Assistance under Emergency Shelter Grants Program			
<b>Subtotal Rapid Re-Housing</b>			

Table 26 – ESG Expenditures for Rapid Re-Housing

**11c. ESG Expenditures for Emergency Shelter**

	Dollar Amount of Expenditures in Program Year		
	2018	2019	2020
Essential Services			
Operations			
Renovation			
Major Rehab			
Conversion			
<b>Subtotal</b>			

**Table 27 – ESG Expenditures for Emergency Shelter****11d. Other Grant Expenditures**

	Dollar Amount of Expenditures in Program Year		
	2018	2019	2020
Street Outreach			
HMIS			
Administration			

**Table 28 - Other Grant Expenditures****11e. Total ESG Grant Funds**

Total ESG Funds Expended	2018	2019	2020

**Table 29 - Total ESG Funds Expended**

**11f. Match Source**

	2018	2019	2020
Other Non-ESG HUD Funds			
Other Federal Funds			
State Government			
Local Government			
Private Funds			
Other			
Fees			
Program Income			
<b>Total Match Amount</b>			

**Table 30 - Other Funds Expended on Eligible ESG Activities****11g. Total**

<b>Total Amount of Funds Expended on ESG Activities</b>	2018	2019	2020

**Table 31 - Total Amount of Funds Expended on ESG Activities**

## **Attachment**

### **CR65 and CR75 SAGE ESG Report**

DRAFT

## ESG CAPER Report [FY 2022]

System

Date Range: 10/01/2020 thru 09/30/2021

As of 10/1/2017, HUD ESG grantees are now required to submit ESG CAPER through the Sage HMIS Reporting Repository. You can find instructions for generating the report and submitting to Sage at the Clarity Help Center.

### Q4a. Project Identifiers in HMIS

Organization Name	Organization ID	Project Name	Project ID	HMIS Project Type	Method for Tracking ES	Affiliated with a residential project	Project IDs of affiliations	CoC Number	Geocode	Victim Service Provider
The Salvation Army	37	Emergency Solutions Grant (Rapid Rehousing)	39	13				GU-500	660001	0

# ESG CAPER Report [FY 2022]

System

Date Range: 10/01/2020 thru 09/30/2021

Q5a. Report Validations Table	
Program Applicability: All Projects	
Total number of persons served	76
Number of adults (age 18 or over)	58
Number of children (under age 18)	18
Number of persons with unknown age	0
Number of leavers	63
Number of adult leavers	51
Number of adult and head of household leavers	51
Number of stayers	13
Number of adult stayers	7
Number of veterans	1
Number of chronically homeless persons	5
Number of youth under age 25	2
Number of parenting youth under age 25 with children	2
Number of adult heads of household	39
Number of child and unknown-age heads of household	0
Heads of households and adult stayers in the project 365 days or more	0

Q6a. Data Quality: Personally Identifiable Information					
Program Applicability: All Projects					
Data Element	Client Doesn't Know/Refused	Information Missing	Data Issues	Total	% of Error Rate
Name (3.01)	0	0	0	0	0.00%
Social Security Number (3.02)	2	5	0	7	9.21%
Date of Birth (3.03)	0	0	0	0	0.00%
Race (3.04)	0	0		0	0.00%
Ethnicity (3.05)	0	0		0	0.00%
Gender (3.06)	0	0		0	0.00%
Overall Score				7	9.21%

Q6b. Data Quality: Universal Data Elements		
Program Applicability: All Projects		
Data Element	Error Count	% of Error Rate
Veteran Status (3.07)	0	0.00%
Project Start Date (3.10)	0	0.00%



# ESG CAPER Report [FY 2022]

System

Date Range: 10/01/2020 thru 09/30/2021

Relationship to Head of Household (3.15)	0	0.00%
Client Location (3.16)	0	0.00%
Disabling Condition (3.08)	0	0.00%

## Q6c. Data Quality: Income and Housing Data Quality

Program Applicability: All Projects

Data Element	Error Count	% of Error Rate
Destination (3.12)	12	19.05%
Income and Sources (4.02) at Start	0	0.00%
Income and Sources (4.02) at Annual Assessment	0	0.00%
Income and Sources (4.02) at Exit	1	1.96%

## Q6d. Data Quality: Chronic Homelessness

Program Applicability: ES, SH, Street Outreach, TH & PH(All)

Entering into project type	Count of total records	Missing time in institution (3.917.2)	Missing time in housing (3.917.2)	Approximate Date started (3.9.17.3) Missing	Number of times (3.9.17.4) DK/R/missing	Number of months (3.9.17.5) DK/R/missing	% of records unable to calculate
ES, SH, Street Outreach	0			0	0	0	0.00%
TH	0	0	0	0	0	0	0.00%
PH (all)	58	0	2	0	3	3	8.62%
Total	58						8.62%

# ESG CAPER Report [FY 2022]

System

Date Range: 10/01/2020 thru 09/30/2021

## Q6e. Data Quality: Timeliness

Program Applicability: All Projects

Time for Record Entry	Number of Project Start Records	Number of Project Exit Records
0 days	28	16
1-3 days	0	1
4-6 days	0	4
7-10 days	0	2
11+ days	31	40

## Q6f. Data Quality: Inactive Records: Street Outreach and Emergency Shelter

Program Applicability: Street Outreach & ES-Night By Night

Data Element	# of Records	# of Inactive Records	% of Inactive Records
Contact (Adults and Heads of Household in Street Outreach or ES-NbN)	0	0	0.00%
Bed Night (All clients in ES-NbN)	0	0	0.00%

## Q7a. Number of Persons Served

Program Applicability: All Projects

	Total	Without Children	With Children and Adults	With Only Children	Unknown Household Type
Adults	58	45	13		0
Children	18		18	0	0
Client Doesn't Know/ Client Refused	0	0	0	0	0
Data Not Collected	0	0	0	0	0
Total	76	45	31	0	0
For PSH & RRH the total persons served who moved into housing	47	35	12	0	0

Q7b: Point-in-Time Count of Persons on the Last Wednesday

Program Applicability: All Projects

	Total	Without Children	With Children and Adults	With Only Children	Unknown Household Type
January	13	13	0	0	0
April	7	5	2	0	0
July	19	7	12	0	0
October	13	13	0	0	0

Q8a. Households Served

Program Applicability: All Projects

	Total	Without Children	With Children and Adults	With Only Children	Unknown Household Type
Total Households	39	33	6	0	0
For PSH & RRH the total households served who moved into housing	29	26	3	0	0

Q8b. Point-in-Time Count of Households on the Last Wednesday

Program Applicability: All Projects

	Total	Without Children	With Children and Adults	With Only Children	Unknown Household Type
January	9	9	0	0	0
April	6	5	1	0	0
July	9	6	3	0	0
October	10	10	0	0	0

Q9a. Number of Persons Contacted

Program Applicability: ES Night By Night - Street Outreach

Number of Persons Contacted	All Persons Contacted	First contact - NOT staying on the Streets, ES, or SH	First contact - WAS staying on Streets, ES, or SH	First contact - Worker unable to determine
Once	0	0	0	0
2-5 Times	0	0	0	0
6-9 Times	0	0	0	0
10+ Times	0	0	0	0
Total Persons Contacted	0	0	0	0

Q9b. Number of Persons Engaged

Program Applicability: ES Night By Night - Street Outreach

Number of Persons Engaged	All Persons Contacted	First contact - NOT staying on the Streets, ES, or SH	First contact - WAS staying on Streets, ES, or SH	First contact - Worker unable to determine
Once	0	0	0	0
2-5 Contacts	0	0	0	0
6-9 Contacts	0	0	0	0
10+ Contacts	0	0	0	0
Total Persons Engaged	0	0	0	0
Rate of Engagement	0.00%	0.00%	0.00%	0.00%

# ESG CAPER Report [FY 2022]

System

Date Range: 10/01/2020 thru 09/30/2021

Q10a. Gender of Adults				
Program Applicability: All Projects				
	Total	Without Children	With Children and Adults	Unknown Household Type
Male	24	18	6	0
Female	34	27	7	0
No Single Gender	0	0	0	0
Questioning	0	0	0	0
Transgender	0	0	0	0
Client Doesn't Know/Client Refused	0	0	0	0
Data Not Collected	0	0	0	0
Total	58	45	13	0

Q10b. Gender of Children				
Program Applicability: All Projects				
	Total	With Children and Adults	With Only Children	Unknown Household Type
Male	13	13	0	0
Female	5	5	0	0
No Single Gender	0	0	0	0
Questioning	0	0	0	0
Transgender	0	0	0	0
Client Doesn't Know/Client Refused	0	0	0	0
Data Not Collected	0	0	0	0
Total	18	18	0	0

Q10c. Gender of Persons Missing Age Information					
Program Applicability: All Projects					
	Total	Without Children	With Children and Adults	With Only Children	Unknown Household Type
Male	0		0		0
Female	0		0		0
No Single Gender	0		0		0
Questioning	0		0		0
Transgender	0		0		0
Client Doesn't Know/Client Refused	0		0		0
Data Not Collected	0		0		0

# ESG CAPER Report [FY 2022]

System

Date Range: 10/01/2020 thru 09/30/2021

## Q10c. Gender of Persons Missing Age Information

Program Applicability: All Projects

	Total	Without Children	With Children and Adults	With Only Children	Unknown Household Type
Total	0		0		0

## Q10d. Gender by Age Ranges

Program Applicability: All Projects

	Total	Under Age 18	Age 18-24	Age 25-61	Age 62 and over	Client Doesn't Know/ Client Refused	Data Not Collected
Male	37	13	5	17	2	0	0
Female	39	5	4	25	5	0	0
No Single Gender	0	0	0	0	0	0	0
Questioning	0	0	0	0	0	0	0
Transgender	0	0	0	0	0	0	0
Client Doesn't Know/Client Refused	0	0	0	0	0	0	0
Data Not Collected	0	0	0	0	0	0	0
Total	76	18	9	42	7	0	0

## Q11. Age

Program Applicability: All Projects

	Total	Without Children	With Children and Adults	With Only Children	Unknown Household Type
Under 5	6		6	0	0
5 - 12	7		7	0	0
13 - 17	5		5	0	0
18 - 24	9	4	5		0
25 - 34	16	12	4		0
35 - 44	14	13	1		0
45 - 54	10	7	3		0
55 - 61	2	2	0		0
62+	7	7	0		0
Client Doesn't Know/Client Refused	0	0	0	0	0
Data Not Collected	0	0	0	0	0
Total	76	45	31	0	0

# ESG CAPER Report [FY 2022]

System

Date Range: 10/01/2020 thru 09/30/2021

## Q12a: Race

Program Applicability: All Projects

	Total	Without Children	With Children and Adults	With Only Children	Unknown Household Type
White	2	2	0	0	0
Black, African American, or African	0	0	0	0	0
Asian or Asian American	5	0	5	0	0
American Indian, Alaska Native, or Indigenous	0	0	0	0	0
Native Hawaiian or Pacific Islander	64	40	24	0	0
Multiple Races	5	3	2	0	0
Client Doesn't Know/Client Refused	0	0	0	0	0
Data Not Collected	0	0	0	0	0
Total	76	45	31	0	0

Q12b. Ethnicity

Program Applicability: All Projects

	Total	Without Children	With Children and Adults	With Only Children	Unknown Household Type
Non-Hispanic/Non-Latin(a)(o)(x)	76	45	31	0	0
Hispanic/Latin(a)(o)(x)	0	0	0	0	0
Client Doesn't Know/Client Refused	0	0	0	0	0
Data Not Collected	0	0	0	0	0
Total	76	45	31	0	0

Q13a1. Physical and Mental Health Conditions at Start

Program Applicability: All Projects

	Total	Without Children	Adults in HH with Children & Adults	Children in HH with Children & Adults	With Only Children	Unknown Household Type
Mental Health Disorder	2	2	0	0	0	0
Alcohol Use Disorder	0	0	0	0	0	0
Drug Use Disorder	7	7	0	0	0	0
Both Alcohol and Drug Use Disorders	4	4	0	0	0	0
Chronic Health Condition	5	5	0	0	0	0
HIV/AIDS	0	0	0	0	0	0
Developmental Disability	1	1	0	0	0	0
Physical Disability	6	6	0	0	0	0

Q13b1. Physical and Mental Health Conditions at Exit

Program Applicability: All Projects

	Total	Without Children	Adults in HH with Children & Adults	Children in HH with Children & Adults	With Only Children	Unknown Household Type
Mental Health Disorder	1	1	0	0	0	0
Alcohol Use Disorder	0	0	0	0	0	0
Drug Use Disorder	7	7	0	0	0	0
Both Alcohol and Drug Use Disorders	5	5	0	0	0	0
Chronic Health Condition	5	5	0	0	0	0
HIV/AIDS	0	0	0	0	0	0
Developmental Disability	1	1	0	0	0	0
Physical Disability	6	6	0	0	0	0



Q13c1. Physical and Mental Health Conditions for Stayers

Program Applicability: All Projects

	Total	Without Children	Adults in HH with Children & Adults	Children in HH with Children & Adults	With Only Children	Unknown Household Type
Mental Health Disorder	1	1	0	0	0	0
Alcohol Use Disorder	0	0	0	0	0	0
Drug Use Disorder	0	0	0	0	0	0
Both Alcohol and Drug Use Disorders	0	0	0	0	0	0
Chronic Health Condition	0	0	0	0	0	0
HIV/AIDS	0	0	0	0	0	0
Developmental Disability	0	0	0	0	0	0
Physical Disability	0	0	0	0	0	0

Q14a. Domestic Violence History

Program Applicability: All Projects

	Total	Without Children	With Children and Adults	With Only Children	Unknown Household Type
Yes	1	1	0	0	0
No	56	43	13	0	0
Client Doesn't Know/Client Refused	0	0	0	0	0
Data Not Collected	1	1	0	0	0
Total	58	45	13	0	0

Q14b. Persons Fleeing Domestic Violence

Program Applicability: All Projects

	Total	Without Children	With Children and Adults	With Only Children	Unknown Household Type
Yes	0	0	0	0	0
No	1	1	0	0	0
Client Doesn't Know/Client Refused	0	0	0	0	0
Data Not Collected	0	0	0	0	0
Total	1	1	0	0	0

# ESG CAPER Report [FY 2022]

System

Date Range: 10/01/2020 thru 09/30/2021

Q15. Living Situation					
Program Applicability: All Projects					
	Total	Without Children	With Children and Adults	With Only Children	Unknown Household Type
Homeless Situations					
Emergency shelter, including hotel or motel paid for with emergency shelter voucher, or RHY-funded Host Home shelter	4	3	1	0	0
Transitional housing for homeless persons (including homeless youth)	1	1	0	0	0
Place not meant for habitation	30	21	9	0	0
Safe Haven	0	0	0	0	0
Host Home (non-crisis)	0	0	0	0	0
Subtotal	35	25	10	0	0
Institutional Settings					
Psychiatric hospital or other psychiatric facility	0	0	0	0	0
Substance abuse treatment facility or detox center	8	8	0	0	0
Hospital or other residential non-psychiatric medical facility	0	0	0	0	0
Jail, prison or juvenile detention facility	0	0	0	0	0
Foster care home or foster care group home	0	0	0	0	0
Long-term care facility or nursing home	0	0	0	0	0
Residential project or halfway house with no homeless criteria	0	0	0	0	0
Subtotal	8	8	0	0	0
Other Locations					
Permanent housing (other than RRH) for formerly homeless persons	0	0	0	0	0
Owned by client, no ongoing housing subsidy	0	0	0	0	0
Owned by client, with ongoing housing subsidy	0	0	0	0	0
Rental by client, with RRH or equivalent subsidy	6	6	0	0	0
Rental by client, with HCV voucher (tenant or project based)	1	1	0	0	0

# ESG CAPER Report [FY 2022]

System

Date Range: 10/01/2020 thru 09/30/2021

## Q15. Living Situation

Program Applicability: All Projects

	Total	Without Children	With Children and Adults	With Only Children	Unknown Household Type
Rental by client in a public housing unit	0	0	0	0	0
Rental by client, no ongoing housing subsidy	0	0	0	0	0
Rental by client, with VASH housing subsidy	0	0	0	0	0
Rental by client, with GPD TIP housing subsidy	0	0	0	0	0
Rental by client, with other ongoing housing subsidy	0	0	0	0	0
Hotel or motel paid for without emergency shelter voucher	0	0	0	0	0
Staying or living in a friend's room, apartment or house	1	1	0	0	0
Staying or living in a family member's room, apartment or house	6	3	3	0	0
Client Doesn't Know/Client Refused	0	0	0	0	0
Data Not Collected	1	1	0	0	0
Subtotal	15	12	3	0	0
Total	58	45	13	0	0

## Q16. Cash Income - Ranges

Program Applicability: All Projects

	Income at Start	Income at Latest Annual Assessment for Stayers	Income at Exit for Leavers
No Income	43	0	34
\$1 - \$150	2	0	2
\$151 - \$250	2	0	1
\$251 - \$500	1	0	1
\$501 - \$1,000	5	0	6
\$1,001 - \$1,500	3	0	4
\$1,501 - \$2,000	2	0	2
\$2,001+	0	0	0
Client Doesn't Know/Client Refused	0	0	0
Data Not Collected	0	0	1

Q16. Cash Income - Ranges

Program Applicability: All Projects

	Income at Start	Income at Latest Annual Assessment for Stayers	Income at Exit for Leavers
Number of adult stayers not yet required to have an annual assessment		7	
Number of adult stayers without required annual assessment		0	
Total Adults	58	7	51

Q17. Cash Income - Sources

Program Applicability: All Projects

	Income at Start	Income at Latest Annual Assessment for Stayers	Income at Exit for Leavers
Earned Income	9	0	11
Unemployment Insurance	0	0	0
Supplemental Security Income (SSI)	0	0	0
Social Security Disability Insurance (SSDI)	1	0	1
VA Service Connected Disability Compensation	0	0	0
VA Non-Service Connected Disability Pension	0	0	0
Private Disability Insurance	0	0	0
Worker's Compensation	0	0	0
Temporary Assistance for Needy Families (TANF)	3	0	2
General Assistance (GA)	0	0	0
Retirement Income from Social Security	0	0	0
Pension or retirement income from a former job	1	0	1
Child Support	0	0	0
Alimony and other spousal support	0	0	0
Other Source	3	0	3
Adults with Income Information at Start and Annual Assessment/Exit		0	50

Q19b. Disabling Conditions and Income for Adults at Exit

Program Applicability: All Projects

	AO: Adult with Disabling Condition	AO: Adult without Disabling Condition	AO: Total Adults	AO: % with Disabling Condition by Source	AC: Adult with Disabling Condition	AC: Adult without Disabling Condition	AC: Total Adults	AC: % with Disabling Condition by Source	UK: Adult with Disabling Condition	UK: Adult without Disabling Condition	UK: Total Adults	UK: % with Disabling Condition by Source
Earned Income	1	7	8	12.50%	0	3	3	0.00%	0	0	0	0.00%

Q19b. Disabling Conditions and Income for Adults at Exit

Program Applicability: All Projects

	AO: Adult with Disabling Condition	AO: Adult without Disabling Condition	AO: Total Adults	AO: % with Disabling Condition by Source	AC: Adult with Disabling Condition	AC: Adult without Disabling Condition	AC: Total Adults	AC: % with Disabling Condition by Source	UK: Adult with Disabling Condition	UK: Adult without Disabling Condition	UK: Total Adults	UK: % with Disabling Condition by Source
Supplemental Security Income (SSI)	0	0	0	0.00%	0	0	0	0.00%	0	0	0	0.00%
Social Security Disability Insurance (SSDI)	1	0	1	100.00%	0	0	0	0.00%	0	0	0	0.00%
VA Service Connected Disability Compensation	0	0	0	0.00%	0	0	0	0.00%	0	0	0	0.00%
Private Disability Insurance	0	0	0	0.00%	0	0	0	0.00%	0	0	0	0.00%
Worker's Compensation	0	0	0	0.00%	0	0	0	0.00%	0	0	0	0.00%
Temporary Assistance for Needy Families (TANF)	1	1	2	50.00%	0	0	0	0.00%	0	0	0	0.00%
Retirement Income from Social Security	0	0	0	0.00%	0	0	0	0.00%	0	0	0	0.00%
Pension or retirement income from a former job	1	0	1	100.00%	0	0	0	0.00%	0	0	0	0.00%
Child Support	0	0	0	0.00%	0	0	0	0.00%	0	0	0	0.00%
Other Source	1	2	3	33.33%	0	0	0	0.00%	0	0	0	0.00%
No Sources	12	13	25	48.00%	0	9	9	0.00%	0	0	0	0.00%
Unduplicated Total Adults	16	22	38		0	12	12		0	0	0	

# ESG CAPER Report [FY 2022]

System

Date Range: 10/01/2020 thru 09/30/2021

Q20a. Type of Non-Cash Benefit Sources			
Program Applicability: All Projects			
	Benefit at Start	Benefit at Latest Annual Assessment for Stayers	Benefit at Exit for Leavers
Supplemental Nutrition Assistance Program (SNAP) Previously known as Food Stamps)	34	0	28
Special Supplemental Nutrition Program for Women, Infants, and Children (WIC)	0	0	0
TANF Child Care Services	0	0	0
TANF Transportation Services	0	0	0
Other TANF-Funded Services	1	0	1
Other Source	0	0	0

Q21. Health Insurance			
Program Applicability: All Projects			
	At Start	At Annual Assessment for Stayers	At Exit for Leavers
MEDICAID	36	0	27
MEDICARE	1	0	1
State Children's Health Insurance Program	0	0	0
Veteran's Administration (VA) Medical Services	1	0	1
Employer - Provided Health Insurance	1	0	1
Health Insurance obtained through COBRA	0	0	0
Private Pay Health Insurance	0	0	0
State Health Insurance for Adults	0	0	0
Indian Health Services Program	0	0	0
Other	3	0	3
No Health Insurance	33	0	28
Client Doesn't Know/Client Refused	0	0	0
Data not Collected	1	0	2
Number of Stayers not yet Required To Have an Annual Assessment		13	
1 Source of Health Insurance	42	0	33
More than 1 Source of Health Insurance	0	0	0

Q22a2. Length of Participation - ESG Projects			
Program Applicability: All Projects			
	Total	Leavers	Stayers

# ESG CAPER Report [FY 2022]

System

Date Range: 10/01/2020 thru 09/30/2021

0 to 7 days	0	0	0
8 to 14 days	0	0	0
15 to 21 days	3	3	0
22 to 30 days	2	0	2
31 to 60 days	10	10	0
61 to 90 days	15	15	0
91 to 180 days	23	20	3
181 to 365 days	22	14	8
366 to 730 days (1-2 Yrs)	1	1	0
731 to 1,095 days (2-3 Yrs)	0	0	0
1,096 to 1,460 days (3-4 Yrs)	0	0	0
1,461 to 1,825 days (4-5 Yrs)	0	0	0
More than 1,825 days (> 5 Yrs)	0	0	0
Data Not Collected	0	0	0
Total	76	63	13

## Q22c. RRH Length of Time between Project Start Date and Housing Move-in Date

Program Applicability: PH - Rapid Re-Housing; PH - Permanent Supportive Housing

	Total	Without Children	With Children and Adults	With Only Children	Unknown Household Type
7 days or less	10	10	0	0	0
8 to 14 days	6	0	6	0	0
15 to 21 days	3	3	0	0	0
22 to 30 days	2	2	0	0	0
31 to 60 days	10	4	6	0	0
61 to 180 days	1	1	0	0	0
181 to 365 days	2	2	0	0	0
366 to 730 days (1-2 Yrs)	0	0	0	0	0
Total (persons moved into housing)	34	22	12	0	0
Average length of time to housing	34	40	24	0	0
Persons who were exited without move-in	20	8	12	0	0
Total persons	54	30	24	0	0

## Q22d. Length of Participation by Household Type

Program Applicability: All Projects

	Total	Without Children	With Children and Adults	With Only Children	Unknown Household Type
--	-------	------------------	--------------------------	--------------------	------------------------

# ESG CAPER Report [FY 2022]

System

Date Range: 10/01/2020 thru 09/30/2021

7 days or less	0	0	0	0	0
8 to 14 days	0	0	0	0	0
15 to 21 days	3	3	0	0	0
22 to 30 days	2	2	0	0	0
31 to 60 days	10	5	5	0	0
61 to 90 days	15	8	7	0	0
91 to 180 days	23	13	10	0	0
181 to 365 days	22	13	9	0	0
366 to 730 days (1-2 Yrs)	1	1	0	0	0
731 to 1,095 days (2-3 Yrs)	0	0	0	0	0
1,096 to 1,460 days (3-4 Yrs)	0	0	0	0	0
1,461 to 1,825 days (4-5 Yrs)	0	0	0	0	0
More than 1,825 days (> 5 Yrs)	0	0	0	0	0
Data Not Collected	0	0	0	0	0
Total	76	45	31	0	0



Q22e. Length of Time Prior to Housing - based on 3.917 Date Homelessness Started

Program Applicability: ES, TH, SH, PSH & RRH

	Total	Without Children	With Children and Adults	With Only Children	Unknown Household Type
7 days or less	0	0	0	0	0
8 to 14 days	0	0	0	0	0
15 to 21 days	3	3	0	0	0
22 to 30 days	0	0	0	0	0
31 to 60 days	1	1	0	0	0
61 to 180 days	12	6	6	0	0
181 to 365 days	4	4	0	0	0
366 to 730 days (1-2 Yrs)	5	5	0	0	0
731 days or more	0	0	0	0	0
Total (persons moved into housing)	25	19	6	0	0
Not yet moved into housing	29	10	19	0	0
Data Not Collected	22	16	6	0	0
Total	76	45	31	0	0

# ESG CAPER Report [FY 2022]

System

Date Range: 10/01/2020 thru 09/30/2021

Q23c. Exit Destination All Persons					
Program Applicability: All Projects					
	Total	Without Children	With Children and Adults	With Only Children	Unknown Household Type
<b>Permanent Destinations</b>					
Moved from one HOPWA funded project to HOPWA PH	0	0	0	0	0
Owned by client, no ongoing housing subsidy	1	1	0	0	0
Owned by client, with ongoing housing subsidy	0	0	0	0	0
Rental by client, no ongoing housing subsidy	11	9	2	0	0
Rental by client, with VASH housing subsidy	0	0	0	0	0
Rental by client, with GPD TIP housing subsidy	0	0	0	0	0
Rental by client, with other ongoing housing subsidy	5	5	0	0	0
Permanent housing (other than RRH) for formerly homeless persons	0	0	0	0	0
Staying or living with family, permanent tenure	13	7	6	0	0
Staying or living with friends, permanent tenure	0	0	0	0	0
Rental by client, with RRH or equivalent subsidy	6	6	0	0	0
Rental by client, with HCV voucher (tenant or project based)	1	1	0	0	0
Rental by client in a public housing unit	2	2	0	0	0
Subtotal	39	31	8	0	0
<b>Temporary Destinations</b>					
Emergency shelter, including hotel or motel paid for with emergency shelter voucher, or RHY-funded Host Home shelter	0	0	0	0	0
Moved from one HOPWA funded project to HOPWA TH	0	0	0	0	0
Transitional housing for homeless persons (including homeless youth)	0	0	0	0	0
Staying or living with family, temporary tenure (e.g. room, apartment or house)	0	0	0	0	0
Staying or living with friends, temporary tenure (e.g. room, apartment or house)	1	1	0	0	0

Fri Apr 8 03:16:48 PM 2022

# ESG CAPER Report [FY 2022]

System

Date Range: 10/01/2020 thru 09/30/2021

Q23c. Exit Destination All Persons					
Program Applicability: All Projects					
	Total	Without Children	With Children and Adults	With Only Children	Unknown Household Type
Place not meant for habitation (e.g., a vehicle, an abandoned building, bus/train/subway station/airport or anywhere outside)	0	0	0	0	0
Safe Haven	0	0	0	0	0
Hotel or motel paid for without emergency shelter voucher	0	0	0	0	0
Host Home (non-crisis)	0	0	0	0	0
Subtotal	1	1	0	0	0
Institutional Settings					
Foster care home or foster care group home	0	0	0	0	0
Psychiatric hospital or other psychiatric facility	0	0	0	0	0
Substance abuse treatment facility or detox center	0	0	0	0	0
Hospital or other residential non-psychiatric medical facility	0	0	0	0	0
Jail, prison or juvenile detention facility	0	0	0	0	0
Long-term care facility or nursing home	0	0	0	0	0
Subtotal	0	0	0	0	0
Other Destinations					
Residential project or halfway house with no homeless criteria	0	0	0	0	0
Deceased	0	0	0	0	0
Other	11	1	10	0	0
Client Doesn't Know/Client Refused	2	2	0	0	0
Data Not Collected (no exit interview completed)	10	4	6	0	0
Subtotal	23	7	16	0	0
Total	63	39	24	0	0
Total persons exiting to positive housing destinations	39	31	8	0	0
Total persons whose destinations excluded them from the calculation	0	0	0	0	0

ESG CAPER Report [FY 2022]		System			
		Date Range: 10/01/2020 thru 09/30/2021			
Percentage	61.90%	79.49%	33.33%	0.00%	0.00%

Q24. Homelessness Prevention Housing Assessment at Exit					
Program Applicability: Homeless Prevention					
	Total	Without Children	With Children and Adults	With Only Children	Unknown Household Type
Able to maintain the housing they had at project start--Without a subsidy	0	0	0	0	0
Able to maintain the housing they had at project start--With the subsidy they had at project start	0	0	0	0	0
Able to maintain the housing they had at project start--With an on-going subsidy acquired since project start	0	0	0	0	0
Able to maintain the housing they had at project start--Only with financial assistance other than a subsidy	0	0	0	0	0
Moved to new housing unit--With on-going subsidy	0	0	0	0	0
Moved to new housing unit--Without an on-going subsidy	0	0	0	0	0
Moved in with family/friends on a temporary basis	0	0	0	0	0
Moved in with family/friends on a permanent basis	0	0	0	0	0
Moved to a transitional or temporary housing facility or program	0	0	0	0	0
Client became homeless - moving to a shelter or other place unfit for human habitation	0	0	0	0	0
Client went to jail/prison	0	0	0	0	0
Client died	0	0	0	0	0
Client Doesn't Know/Client Refused	0	0	0	0	0
Data not collected (no exit interview completed)	0	0	0	0	0
Total	0	0	0	0	0

Q25a. Number of Veterans				
Program Applicability: All Projects				
	Total	Without Children	With Children and Adults	Unknown Household Type
Chronically Homeless Veteran	0	0	0	0
Non-Chronically Homeless Veteran	1	1	0	0
Not a Veteran	57	44	13	0
Client Doesn't Know/Client Refused	0	0	0	0
Data Not Collected	0	0	0	0
Total	58	45	13	0

Q26b. Number of Chronically Homeless Persons by Household					
Program Applicability: All Projects					
	Total	Without Children	With Children and Adults	With Only Children	Unknown Household Type
Chronically Homeless	5	5	0	0	0
Not Chronically Homeless	71	40	31	0	0
Client Doesn't Know/Client Refused	0	0	0	0	0
Data Not Collected	0	0	0	0	0
Total	76	45	31	0	0

Parameters List	
CoC Category Filter	Agency CoC
Client Location Filter	No
Service Funding Filter	Not Based on Funding Source
Program Funding Filter	Not Based on Federal Funding Source

DRAFT

# PR26 CDBG CDBGCV

Office of Community Planning and Development  
U.S. Department of Housing and Urban Development  
Integrated Disbursement and Information System  
PR26 - CDBG Financial Summary Report  
Program Year 2020  
GUAM , GU

DATE: 11-04-21  
TIME: 20:42  
PAGE: 1

PART I: SUMMARY OF CDBG RESOURCES	
01 UNEXPENDED CDBG FUNDS AT END OF PREVIOUS PROGRAM YEAR	0.00
02 ENTITLEMENT GRANT	3,125,152.00
03 SURPLUS URBAN RENEWAL	0.00
04 SECTION 108 GUARANTEED LOAN FUNDS	2,488,000.00
05 CURRENT YEAR PROGRAM INCOME	17,702.66
05a CURRENT YEAR SECTION 108 PROGRAM INCOME (FOR SI TYPE)	0.00
06 FUNDS RETURNED TO THE LINE-OF-CREDIT	0.00
06a FUNDS RETURNED TO THE LOCAL CDBG ACCOUNT	0.00
07 ADJUSTMENT TO COMPUTE TOTAL AVAILABLE	0.00
08 TOTAL AVAILABLE (SUM, LINES 01-07)	5,630,854.66
PART II: SUMMARY OF CDBG EXPENDITURES	
09 DISBURSEMENTS OTHER THAN SECTION 108 REPAYMENTS AND PLANNING/ADMINISTRATION	3,165,747.05
10 ADJUSTMENT TO COMPUTE TOTAL AMOUNT SUBJECT TO LOW/MOD BENEFIT	0.00
11 AMOUNT SUBJECT TO LOW/MOD BENEFIT (LINE 09 + LINE 10)	3,165,747.05
12 DISBURSED IN IDIS FOR PLANNING/ADMINISTRATION	726,359.98
13 DISBURSED IN IDIS FOR SECTION 108 REPAYMENTS	0.00
14 ADJUSTMENT TO COMPUTE TOTAL EXPENDITURES	0.00
15 TOTAL EXPENDITURES (SUM, LINES 11-14)	3,892,107.03
16 UNEXPENDED BALANCE (LINE 08 - LINE 15)	1,738,747.63
PART III: LOW/MOD BENEFIT THIS REPORTING PERIOD	
17 EXPENDED FOR LOW/MOD HOUSING IN SPECIAL AREAS	0.00
18 EXPENDED FOR LOW/MOD MULTI-UNIT HOUSING	0.00
19 DISBURSED FOR OTHER LOW/MOD ACTIVITIES	3,165,747.05
20 ADJUSTMENT TO COMPUTE TOTAL LOW/MOD CREDIT	0.00
21 TOTAL LOW/MOD CREDIT (SUM, LINES 17-20)	3,165,747.05
22 PERCENT LOW/MOD CREDIT (LINE 21/LINE 11)	100.00%
LOW/MOD BENEFIT FOR MULTI-YEAR CERTIFICATIONS	
23 PROGRAM YEARS(PY) COVERED IN CERTIFICATION	PY: PY: PY:
24 CUMULATIVE NET EXPENDITURES SUBJECT TO LOW/MOD BENEFIT CALCULATION	0.00
25 CUMULATIVE EXPENDITURES BENEFITING LOW/MOD PERSONS	0.00
26 PERCENT BENEFIT TO LOW/MOD PERSONS (LINE 25/LINE 24)	0.00%
PART IV: PUBLIC SERVICE (PS) CAP CALCULATIONS	
27 DISBURSED IN IDIS FOR PUBLIC SERVICES	115,962.99
28 PS UNLIQUIDATED OBLIGATIONS AT END OF CURRENT PROGRAM YEAR	490,073.58
29 PS UNLIQUIDATED OBLIGATIONS AT END OF PREVIOUS PROGRAM YEAR	366,050.26
30 ADJUSTMENT TO COMPUTE TOTAL PS OBLIGATIONS	0.00
31 TOTAL PS OBLIGATIONS (LINE 27 + LINE 28 - LINE 29 + LINE 30)	229,986.31
32 ENTITLEMENT GRANT	3,125,152.00
33 PRIOR YEAR PROGRAM INCOME	129,591.14
34 ADJUSTMENT TO COMPUTE TOTAL SUBJECT TO PS CAP	0.00
35 TOTAL SUBJECT TO PS CAP (SUM, LINES 32-34)	3,254,743.14
36 PERCENT FUNDS OBLIGATED FOR PS ACTIVITIES (LINE 31/LINE 35)	7.37%
PART V: PLANNING AND ADMINISTRATION (PA) CAP	
37 DISBURSED IN IDIS FOR PLANNING/ADMINISTRATION	726,359.98
38 PA UNLIQUIDATED OBLIGATIONS AT END OF CURRENT PROGRAM YEAR	1,115,098.34
39 PA UNLIQUIDATED OBLIGATIONS AT END OF PREVIOUS PROGRAM YEAR	1,844,511.48
40 ADJUSTMENT TO COMPUTE TOTAL PA OBLIGATIONS	0.00
41 TOTAL PA OBLIGATIONS (LINE 37 + LINE 38 - LINE 39 +LINE 40)	(3,053.16)
42 ENTITLEMENT GRANT	3,125,152.00
43 CURRENT YEAR PROGRAM INCOME	17,702.66
44 ADJUSTMENT TO COMPUTE TOTAL SUBJECT TO PA CAP	0.00
45 TOTAL SUBJECT TO PA CAP (SUM, LINES 42-44)	3,142,854.66
46 PERCENT FUNDS OBLIGATED FOR PA ACTIVITIES (LINE 41/LINE 45)	(0.10%)



Office of Community Planning and Development  
U.S. Department of Housing and Urban Development  
Integrated Disbursement and Information System  
PR26 - CDBG Financial Summary Report  
Program Year 2020  
GUAM, GU

DATE: 11-04-21  
TIME: 20:42  
PAGE: 2

LINE 17 DETAIL: ACTIVITIES TO CONSIDER IN DETERMINING THE AMOUNT TO ENTER ON LINE 17  
Report returned no data.

LINE 18 DETAIL: ACTIVITIES TO CONSIDER IN DETERMINING THE AMOUNT TO ENTER ON LINE 18  
Report returned no data.

LINE 19 DETAIL: ACTIVITIES INCLUDED IN THE COMPUTATION OF LINE 19

Plan Year	IDIS Project	IDIS Activity	Voucher Number	Activity Name	Matrix Code	National Objective	Drawn Amount
2018	2	811	6425688	Residential Treatment Center for Women	03B	LMC	\$469.02
2018	2	811	6430970	Residential Treatment Center for Women	03B	LMC	\$567.99
2018	2	811	6432787	Residential Treatment Center for Women	03B	LMC	\$1,296.00
2018	2	811	6445604	Residential Treatment Center for Women	03B	LMC	\$567.99
2018	2	811	6445606	Residential Treatment Center for Women	03B	LMC	\$567.99
2018	2	811	6445607	Residential Treatment Center for Women	03B	LMC	\$567.99
2018	2	811	6445611	Residential Treatment Center for Women	03B	LMC	\$1,158.05
2018	2	811	6445613	Residential Treatment Center for Women	03B	LMC	\$658.73
2018	2	811	6445615	Residential Treatment Center for Women	03B	LMC	\$459.82
2018	2	811	6445616	Residential Treatment Center for Women	03B	LMC	\$946.13
2018	2	811	6445617	Residential Treatment Center for Women	03B	LMC	\$645.54
2018	2	811	6445619	Residential Treatment Center for Women	03B	LMC	\$793.66
2018	2	811	6445622	Residential Treatment Center for Women	03B	LMC	\$793.65
2018	2	811	6445623	Residential Treatment Center for Women	03B	LMC	\$850.75
2018	2	811	6445624	Residential Treatment Center for Women	03B	LMC	\$793.65
2018	2	811	6453568	Residential Treatment Center for Women	03B	LMC	\$762.69
2018	2	811	6474342	Residential Treatment Center for Women	03B	LMC	\$797.42
2018	2	811	6475913	Residential Treatment Center for Women	03B	LMC	\$1,264.64
2018	2	811	6477586	Residential Treatment Center for Women	03B	LMC	\$1,110.37
2018	2	811	6477598	Residential Treatment Center for Women	03B	LMC	\$883.78
2018	2	811	6477603	Residential Treatment Center for Women	03B	LMC	\$1,430.75
2018	2	811	6477605	Residential Treatment Center for Women	03B	LMC	\$1,486.42
2018	2	811	6480840	Residential Treatment Center for Women	03B	LMC	\$1,328.67
2018	2	811	6500470	Residential Treatment Center for Women	03B	LMC	\$1,455.34
2018	2	811	6500471	Residential Treatment Center for Women	03B	LMC	\$1,131.68
2018	2	811	6500473	Residential Treatment Center for Women	03B	LMC	\$1,389.15
2018	2	811	6500476	Residential Treatment Center for Women	03B	LMC	\$1,104.21
2018	2	811	6512963	Residential Treatment Center for Women	03B	LMC	\$1,478.28
2018	2	811	6547329	Residential Treatment Center for Women	03B	LMC	\$1,023.67
2018	2	811	6547332	Residential Treatment Center for Women	03B	LMC	\$2,477.81
2018	2	811	6547333	Residential Treatment Center for Women	03B	LMC	\$740.16
2018	2	811	6547334	Residential Treatment Center for Women	03B	LMC	\$818.63
2018	2	811	6547335	Residential Treatment Center for Women	03B	LMC	\$818.65
2018	2	811	6547336	Residential Treatment Center for Women	03B	LMC	\$636.73
2018	2	811	6547337	Residential Treatment Center for Women	03B	LMC	\$1,134.22
2018	2	811	6548040	Residential Treatment Center for Women	03B	LMC	\$739.41
2018	2	811	6548048	Residential Treatment Center for Women	03B	LMC	\$790.40
2018	2	811	6548699	Residential Treatment Center for Women	03B	LMC	\$955.05
2018	2	811	6548702	Residential Treatment Center for Women	03B	LMC	\$1,077.36
							<hr/>
2018	1	819	6425688	Central Community Arts Hall	03B	Matrix Code 0	\$37,972.45
2018	1	819	6430970	Central Community Arts Hall	03E	LMA	\$1,447.75
2018	1	819	6432787	Central Community Arts Hall	03E	LMA	\$1,645.71
2018	1	819	6445604	Central Community Arts Hall	03E	LMA	\$100,746.00
2018	1	819	6445606	Central Community Arts Hall	03E	LMA	\$1,645.71
2018	1	819	6445607	Central Community Arts Hall	03E	LMA	\$1,645.71
2018	1	819	6445611	Central Community Arts Hall	03E	LMA	\$926.46

Office of Community Planning and Development  
U.S. Department of Housing and Urban Development  
Integrated Disbursement and Information System  
PR26 - CDBG Financial Summary Report  
Program Year 2020  
GUAM , GU

DATE: 11-04-21  
TIME: 20:42  
PAGE: 3

Plan Year	IDIS Project	IDIS Activity	Voucher Number	Activity Name	Matrix Code	National Objective	Drawn Amount
2018	1	819	6445613	Central Community Arts Hall	03E	LMA	\$862.58
2018	1	819	6445615	Central Community Arts Hall	03E	LMA	\$1,228.27
2018	1	819	6445616	Central Community Arts Hall	03E	LMA	\$1,745.24
2018	1	819	6445617	Central Community Arts Hall	03E	LMA	\$1,609.12
2018	1	819	6445619	Central Community Arts Hall	03E	LMA	\$1,812.73
2018	1	819	6445622	Central Community Arts Hall	03E	LMA	\$1,812.67
2018	1	819	6445623	Central Community Arts Hall	03E	LMA	\$992.66
2018	1	819	6445624	Central Community Arts Hall	03E	LMA	\$1,812.67
2018	1	819	6453548	Central Community Arts Hall	03E	LMA	\$25,800.00
2018	1	819	6453568	Central Community Arts Hall	03E	LMA	\$1,510.00
2018	1	819	6461786	Central Community Arts Hall	03E	LMA	\$47,171.20
2018	1	819	6462307	Central Community Arts Hall	03E	LMA	\$1,464.80
2018	1	819	6474342	Central Community Arts Hall	03E	LMA	\$1,849.07
2018	1	819	6475913	Central Community Arts Hall	03E	LMA	\$2,835.63
2018	1	819	6477586	Central Community Arts Hall	03E	LMA	\$1,843.08
2018	1	819	6477598	Central Community Arts Hall	03E	LMA	\$1,981.61
2018	1	819	6477603	Central Community Arts Hall	03E	LMA	\$2,163.34
2018	1	819	6477605	Central Community Arts Hall	03E	LMA	\$1,940.59
2018	1	819	6480840	Central Community Arts Hall	03E	LMA	\$2,137.59
2018	1	819	6500470	Central Community Arts Hall	03E	LMA	\$2,430.67
2018	1	819	6500471	Central Community Arts Hall	03E	LMA	\$3,301.67
2018	1	819	6500473	Central Community Arts Hall	03E	LMA	\$3,638.39
2018	1	819	6500476	Central Community Arts Hall	03E	LMA	\$3,169.89
2018	1	819	6503737	Central Community Arts Hall	03E	LMA	\$56,192.40
2018	1	819	6512963	Central Community Arts Hall	03E	LMA	\$4,267.77
2018	1	819	6525209	Central Community Arts Hall	03E	LMA	\$33,543.00
2018	1	819	6547329	Central Community Arts Hall	03E	LMA	\$3,110.82
2018	1	819	6547332	Central Community Arts Hall	03E	LMA	\$3,251.90
2018	1	819	6547333	Central Community Arts Hall	03E	LMA	\$2,525.14
2018	1	819	6547334	Central Community Arts Hall	03E	LMA	\$2,061.21
2018	1	819	6547335	Central Community Arts Hall	03E	LMA	\$1,957.60
2018	1	819	6547336	Central Community Arts Hall	03E	LMA	\$3,509.70
2018	1	819	6547337	Central Community Arts Hall	03E	LMA	\$1,344.63
2018	1	819	6548040	Central Community Arts Hall	03E	LMA	\$815.87
2018	1	819	6548048	Central Community Arts Hall	03E	LMA	\$1,209.39
2018	1	819	6548699	Central Community Arts Hall	03E	LMA	\$1,877.54
2018	1	819	6548702	Central Community Arts Hall	03E	LMA	\$1,479.18
2019	21	847	6541855	Construction of the iLearn Academy Charter School Project	03E	LMA	\$1,944,000.00
2019	21	847	6541856	Construction of the iLearn Academy Charter School Project	03E	LMA	\$352,000.00
2019	21	847	6541857	Construction of the iLearn Academy Charter School Project	03E	LMA	\$192,000.00
					03E	Matrix Code 0	\$2,829,962.67
2016	1	777	6425688	Rehabilitation of the Umatac Baseball Field (2016)	03F	LMA	\$804.61
2016	1	777	6430970	Rehabilitation of the Umatac Baseball Field (2016)	03F	LMA	\$903.68
2016	1	777	6432787	Rehabilitation of the Umatac Baseball Field (2016)	03F	LMA	\$92,029.16
2016	1	777	6445604	Rehabilitation of the Umatac Baseball Field (2016)	03F	LMA	\$903.63
2016	1	777	6445606	Rehabilitation of the Umatac Baseball Field (2016)	03F	LMA	\$903.67
2016	1	777	6445607	Rehabilitation of the Umatac Baseball Field (2016)	03F	LMA	\$903.65
2016	1	777	6445611	Rehabilitation of the Umatac Baseball Field (2016)	03F	LMA	\$926.42
2016	1	777	6445613	Rehabilitation of the Umatac Baseball Field (2016)	03F	LMA	\$1,357.10
2016	1	777	6445615	Rehabilitation of the Umatac Baseball Field (2016)	03F	LMA	\$1,535.09
2016	1	777	6445616	Rehabilitation of the Umatac Baseball Field (2016)	03F	LMA	\$1,105.41
2016	1	777	6445617	Rehabilitation of the Umatac Baseball Field (2016)	03F	LMA	\$1,826.86
2016	1	777	6445619	Rehabilitation of the Umatac Baseball Field (2016)	03F	LMA	\$1,928.92
2016	1	777	6445622	Rehabilitation of the Umatac Baseball Field (2016)	03F	LMA	\$1,913.97
2016	1	777	6445623	Rehabilitation of the Umatac Baseball Field (2016)	03F	LMA	\$1,394.25
2016	1	777	6445624	Rehabilitation of the Umatac Baseball Field (2016)	03F	LMA	\$1,951.06
2016	1	777	6453568	Rehabilitation of the Umatac Baseball Field (2016)	03F	LMA	\$1,544.40

Office of Community Planning and Development  
U.S. Department of Housing and Urban Development  
Integrated Disbursement and Information System  
PR26 - CDBG Financial Summary Report  
Program Year 2020  
GUAM , GU

DATE: 11-04-21  
TIME: 20:42  
PAGE: 4

Plan Year	IDIS Project	IDIS Activity	Voucher Number	Activity Name	Matrix Code	National Objective	Drawn Amount
2016	1	777	6474342	Rehabilitation of the Umatac Baseball Field (2016)	03F	LMA	\$1,956.50
2016	1	777	6475913	Rehabilitation of the Umatac Baseball Field (2016)	03F	LMA	\$1,843.33
2016	1	777	6477586	Rehabilitation of the Umatac Baseball Field (2016)	03F	LMA	\$1,956.20
2016	1	777	6477598	Rehabilitation of the Umatac Baseball Field (2016)	03F	LMA	\$826.99
2016	1	777	6477603	Rehabilitation of the Umatac Baseball Field (2016)	03F	LMA	\$1,021.97
2016	1	777	6477605	Rehabilitation of the Umatac Baseball Field (2016)	03F	LMA	\$896.79
2016	1	777	6480840	Rehabilitation of the Umatac Baseball Field (2016)	03F	LMA	\$1,199.16
2016	1	777	6500470	Rehabilitation of the Umatac Baseball Field (2016)	03F	LMA	\$1,062.33
2016	1	777	6500471	Rehabilitation of the Umatac Baseball Field (2016)	03F	LMA	\$850.00
2016	1	777	6500473	Rehabilitation of the Umatac Baseball Field (2016)	03F	LMA	\$1,201.63
2016	1	777	6500476	Rehabilitation of the Umatac Baseball Field (2016)	03F	LMA	\$1,412.08
2016	1	777	6512963	Rehabilitation of the Umatac Baseball Field (2016)	03F	LMA	\$916.58
2016	1	777	6547329	Rehabilitation of the Umatac Baseball Field (2016)	03F	LMA	\$1,283.39
2016	1	777	6547332	Rehabilitation of the Umatac Baseball Field (2016)	03F	LMA	\$634.25
2016	1	777	6547333	Rehabilitation of the Umatac Baseball Field (2016)	03F	LMA	\$1,385.99
2016	1	777	6547334	Rehabilitation of the Umatac Baseball Field (2016)	03F	LMA	\$1,126.13
2016	1	777	6547335	Rehabilitation of the Umatac Baseball Field (2016)	03F	LMA	\$1,130.40
2016	1	777	6547336	Rehabilitation of the Umatac Baseball Field (2016)	03F	LMA	\$111.41
2016	1	777	6547337	Rehabilitation of the Umatac Baseball Field (2016)	03F	LMA	\$799.41
2016	1	777	6548040	Rehabilitation of the Umatac Baseball Field (2016)	03F	LMA	\$739.41
2016	1	777	6548048	Rehabilitation of the Umatac Baseball Field (2016)	03F	LMA	\$517.54
2016	1	777	6548699	Rehabilitation of the Umatac Baseball Field (2016)	03F	LMA	\$716.30
2016	1	777	6548702	Rehabilitation of the Umatac Baseball Field (2016)	03F	LMA	\$927.76
2017	17	800	6425688	Inarajan Basketball Court, new construction	03F	LMA	\$884.91
2017	17	800	6430970	Inarajan Basketball Court, new construction	03F	LMA	\$1,019.67
2017	17	800	6432787	Inarajan Basketball Court, new construction	03F	LMA	\$1,286.00
2017	17	800	6445604	Inarajan Basketball Court, new construction	03F	LMA	\$1,019.67
2017	17	800	6445606	Inarajan Basketball Court, new construction	03F	LMA	\$1,019.66
2017	17	800	6445607	Inarajan Basketball Court, new construction	03F	LMA	\$1,019.66
2017	17	800	6445613	Inarajan Basketball Court, new construction	03F	LMA	\$667.26
2017	17	800	6445615	Inarajan Basketball Court, new construction	03F	LMA	\$459.83
2017	17	800	6445616	Inarajan Basketball Court, new construction	03F	LMA	\$315.38
2017	17	800	6445617	Inarajan Basketball Court, new construction	03F	LMA	\$1,141.40
2017	17	800	6445619	Inarajan Basketball Court, new construction	03F	LMA	\$1,345.06
2017	17	800	6445622	Inarajan Basketball Court, new construction	03F	LMA	\$1,345.07
2017	17	800	6445623	Inarajan Basketball Court, new construction	03F	LMA	\$354.80
2017	17	800	6445624	Inarajan Basketball Court, new construction	03F	LMA	\$1,345.07
2017	17	800	6453568	Inarajan Basketball Court, new construction	03F	LMA	\$504.60
2017	17	800	6474342	Inarajan Basketball Court, new construction	03F	LMA	\$1,364.67
2017	17	800	6475913	Inarajan Basketball Court, new construction	03F	LMA	\$380.05
2017	17	800	6477586	Inarajan Basketball Court, new construction	03F	LMA	\$399.81
2017	17	800	6477598	Inarajan Basketball Court, new construction	03F	LMA	\$1,051.31
2017	17	800	6477603	Inarajan Basketball Court, new construction	03F	LMA	\$212.25
2017	17	800	6477605	Inarajan Basketball Court, new construction	03F	LMA	\$1,102.64
2017	17	800	6480840	Inarajan Basketball Court, new construction	03F	LMA	\$514.45
2017	17	800	6500470	Inarajan Basketball Court, new construction	03F	LMA	\$706.25
2017	17	800	6500471	Inarajan Basketball Court, new construction	03F	LMA	\$798.25
2017	17	800	6500473	Inarajan Basketball Court, new construction	03F	LMA	\$857.09
2017	17	800	6500476	Inarajan Basketball Court, new construction	03F	LMA	\$450.08
2017	17	800	6512963	Inarajan Basketball Court, new construction	03F	LMA	\$432.16
2017	17	800	6547329	Inarajan Basketball Court, new construction	03F	LMA	\$1,142.03
2017	17	800	6547332	Inarajan Basketball Court, new construction	03F	LMA	\$881.05
2017	17	800	6547333	Inarajan Basketball Court, new construction	03F	LMA	\$813.28
2017	17	800	6547334	Inarajan Basketball Court, new construction	03F	LMA	\$643.23
2017	17	800	6547335	Inarajan Basketball Court, new construction	03F	LMA	\$545.76
2017	17	800	6547336	Inarajan Basketball Court, new construction	03F	LMA	\$111.41
2017	17	800	6547337	Inarajan Basketball Court, new construction	03F	LMA	\$1,325.44

Office of Community Planning and Development  
U.S. Department of Housing and Urban Development  
Integrated Disbursement and Information System  
PR26 - CDBG Financial Summary Report  
Program Year 2020  
GUAM , GU

DATE: 11-04-21  
TIME: 20:42  
PAGE: 5

Plan Year	IDIS Project	IDIS Activity	Voucher Number	Activity Name	Matrix Code	National Objective	Drawn Amount
2017	17	800	6548040	Inarajan Basketball Court, new construction	03F	LMA	\$897.27
2017	17	800	6548048	Inarajan Basketball Court, new construction	03F	LMA	\$653.98
2017	17	800	6548699	Inarajan Basketball Court, new construction	03F	LMA	\$2,609.00
2017	17	800	6548702	Inarajan Basketball Court, new construction	03F	LMA	\$1,875.97
					03F	Matrix Code 0	\$169,952.90
2019	6	825	6445601	Family Services Center PS-One Stop Homeless Assistance Center-Operations Costs	03T	LMC	\$6,103.73
2019	7	831	6432787	Homeless Management Information Systems - Cash Match	03T	LMC	\$10,383.31
2019	7	831	6445601	Homeless Management Information Systems - Cash Match	03T	LMC	\$1,754.90
2019	7	831	6508324	Homeless Management Information Systems - Cash Match	03T	LMC	\$6,252.29
2019	7	831	6548710	Homeless Management Information Systems - Cash Match	03T	LMC	\$7,676.85
					03T	Matrix Code 0	\$32,171.08
2016	2	778	6425688	Acquisition/Construction of the Central Precinct Command (2016)	03Z	LMA	\$324.39
2016	2	778	6430970	Acquisition/Construction of the Central Precinct Command (2016)	03Z	LMA	\$405.49
2016	2	778	6445604	Acquisition/Construction of the Central Precinct Command (2016)	03Z	LMA	\$405.49
2016	2	778	6445606	Acquisition/Construction of the Central Precinct Command (2016)	03Z	LMA	\$405.48
2016	2	778	6445607	Acquisition/Construction of the Central Precinct Command (2016)	03Z	LMA	\$405.48
2016	2	778	6445611	Acquisition/Construction of the Central Precinct Command (2016)	03Z	LMA	\$694.83
2016	2	778	6445613	Acquisition/Construction of the Central Precinct Command (2016)	03Z	LMA	\$329.37
2016	2	778	6445615	Acquisition/Construction of the Central Precinct Command (2016)	03Z	LMA	\$306.55
2016	2	778	6445616	Acquisition/Construction of the Central Precinct Command (2016)	03Z	LMA	\$732.60
2016	2	778	6445617	Acquisition/Construction of the Central Precinct Command (2016)	03Z	LMA	\$438.28
2016	2	778	6445619	Acquisition/Construction of the Central Precinct Command (2016)	03Z	LMA	\$549.36
2016	2	778	6445622	Acquisition/Construction of the Central Precinct Command (2016)	03Z	LMA	\$549.36
2016	2	778	6445623	Acquisition/Construction of the Central Precinct Command (2016)	03Z	LMA	\$1,513.33
2016	2	778	6445624	Acquisition/Construction of the Central Precinct Command (2016)	03Z	LMA	\$549.36
2016	2	778	6453548	Acquisition/Construction of the Central Precinct Command (2016)	03Z	LMA	\$2,250.00
2016	2	778	6453568	Acquisition/Construction of the Central Precinct Command (2016)	03Z	LMA	\$252.30
2016	2	778	6474342	Acquisition/Construction of the Central Precinct Command (2016)	03Z	LMA	\$551.67
2016	2	778	6475913	Acquisition/Construction of the Central Precinct Command (2016)	03Z	LMA	\$380.05
2016	2	778	6477586	Acquisition/Construction of the Central Precinct Command (2016)	03Z	LMA	\$533.11
2016	2	778	6477603	Acquisition/Construction of the Central Precinct Command (2016)	03Z	LMA	\$149.75
2016	2	778	6500476	Acquisition/Construction of the Central Precinct Command (2016)	03Z	LMA	\$169.79
					03Z	Matrix Code 0	\$11,896.04
2019	4	838	6461786	The Opportunity Initiative 2019	05D	LMC	\$9,415.24
2019	4	838	6475916	The Opportunity Initiative 2019	05D	LMC	\$10,749.21
2019	4	838	6548710	The Opportunity Initiative 2019	05D	LMC	\$7,182.53
					05D	Matrix Code 0	\$27,346.98
2019	5	827	6432787	Lighthouse Recovery Center Operations 2019	05F	LMC	\$52,601.38

Office of Community Planning and Development  
U.S. Department of Housing and Urban Development  
Integrated Disbursement and Information System  
PR26 - CDBG Financial Summary Report  
Program Year 2020  
GUAM , GU

DATE: 11-04-21  
TIME: 20:42  
PAGE: 6

Plan Year	IDIS Project	IDIS Activity	Voucher Number	Activity Name	Matrix Code	National Objective	Drawn Amount
2019	5	827	6453548	Lighthouse Recovery Center Operations 2019	05F	LMC	\$1,584.96
					05F	Matrix Code 0	\$54,186.34
2019	8	824	6500470	GHURA Housing Counseling Program	05U	LMC	\$1,080.06
2019	8	824	6500471	GHURA Housing Counseling Program	05U	LMC	\$54.92
2019	8	824	6512963	GHURA Housing Counseling Program	05U	LMC	\$109.68
2019	8	824	6547329	GHURA Housing Counseling Program	05U	LMC	\$168.99
2019	8	824	6547333	GHURA Housing Counseling Program	05U	LMC	\$140.11
2019	8	824	6547335	GHURA Housing Counseling Program	05U	LMC	\$542.58
2019	8	824	6547336	GHURA Housing Counseling Program	05U	LMC	\$108.40
2019	8	824	6548702	GHURA Housing Counseling Program	05U	LMC	\$53.85
					05U	Matrix Code 0	\$2,258.59
Total							\$3,165,747.05

LINE 27 DETAIL: ACTIVITIES INCLUDED IN THE COMPUTATION OF LINE 27

Plan Year	IDIS Project	IDIS Activity	Voucher Number	Activity Name	Matrix Code	National Objective	Drawn Amount
2019	6	825	6445601	Family Services Center PS-One Stop Homeless Assistance Center-Operations Costs	03T	LMC	\$6,103.73
2019	7	831	6432787	Homeless Management Information Systems - Cash Match	03T	LMC	\$10,383.31
2019	7	831	6445601	Homeless Management Information Systems - Cash Match	03T	LMC	\$1,754.90
2019	7	831	6508324	Homeless Management Information Systems - Cash Match	03T	LMC	\$6,252.29
2019	7	831	6548710	Homeless Management Information Systems - Cash Match	03T	LMC	\$7,676.85
					03T	Matrix Code 0	\$32,171.08
2019	4	838	6461786	The Opportunity Initiative 2019	05D	LMC	\$9,415.24
2019	4	838	6475916	The Opportunity Initiative 2019	05D	LMC	\$10,749.21
2019	4	838	6548710	The Opportunity Initiative 2019	05D	LMC	\$7,182.53
					05D	Matrix Code 0	\$27,346.98
2019	5	827	6432787	Lighthouse Recovery Center Operations 2019	05F	LMC	\$52,601.38
2019	5	827	6453548	Lighthouse Recovery Center Operations 2019	05F	LMC	\$1,584.96
					05F	Matrix Code 0	\$54,186.34
2019	8	824	6500470	GHURA Housing Counseling Program	05U	LMC	\$1,080.06
2019	8	824	6500471	GHURA Housing Counseling Program	05U	LMC	\$54.92
2019	8	824	6512963	GHURA Housing Counseling Program	05U	LMC	\$109.68
2019	8	824	6547329	GHURA Housing Counseling Program	05U	LMC	\$168.99
2019	8	824	6547333	GHURA Housing Counseling Program	05U	LMC	\$140.11
2019	8	824	6547335	GHURA Housing Counseling Program	05U	LMC	\$542.58
2019	8	824	6547336	GHURA Housing Counseling Program	05U	LMC	\$108.40
2019	8	824	6548702	GHURA Housing Counseling Program	05U	LMC	\$53.85
					05U	Matrix Code 0	\$2,258.59
Total							\$115,962.99

LINE 37 DETAIL: ACTIVITIES INCLUDED IN THE COMPUTATION OF LINE 37

Plan Year	IDIS Project	IDIS Activity	Voucher Number	Activity Name	Matrix Code	National Objective	Drawn Amount
2016	8	809	6432787	CDBG Administration	21A		\$921.50
2016	8	809	6503737	CDBG Administration	21A		\$1,509.23
2016	8	809	6525209	CDBG Administration	21A		\$304.27
2016	8	809	6548710	CDBG Administration	21A		\$1,224.33
2017	7	833	6425688	CDBG Administration 2017	21A		\$5,920.50
2017	7	833	6430970	CDBG Administration 2017	21A		\$5,920.54
2017	7	833	6445604	CDBG Administration 2017	21A		\$6,077.14
2017	7	833	6445606	CDBG Administration 2017	21A		\$6,077.13
2017	7	833	6445607	CDBG Administration 2017	21A		\$6,077.17

Office of Community Planning and Development  
U.S. Department of Housing and Urban Development  
Integrated Disbursement and Information System  
PR26 - CDBG Financial Summary Report  
Program Year 2020  
GUAM , GU

DATE: 11-04-21  
TIME: 20:42  
PAGE: 7

Plan Year	IDIS Project	IDIS Activity	Voucher Number	Activity Name	Matrix Code	National Objective	Drawn Amount
2017	7	833	6445611	CDBG Administration 2017	21A		\$7,277.24
2017	7	833	6445613	CDBG Administration 2017	21A		\$7,165.65
2017	7	833	6445615	CDBG Administration 2017	21A		\$7,236.76
2017	7	833	6445616	CDBG Administration 2017	21A		\$7,013.44
2017	7	833	6445617	CDBG Administration 2017	21A		\$6,801.27
2017	7	833	6445619	CDBG Administration 2017	21A		\$6,972.14
2017	7	833	6445622	CDBG Administration 2017	21A		\$6,970.52
2017	7	833	6445623	CDBG Administration 2017	21A		\$8,273.93
2017	7	833	6445624	CDBG Administration 2017	21A		\$6,974.64
2017	7	833	6453568	CDBG Administration 2017	21A		\$6,958.69
2017	7	833	6461786	CDBG Administration 2017	21A		\$3,371.65
2017	7	833	6474342	CDBG Administration 2017	21A		\$7,285.98
2017	7	833	6475913	CDBG Administration 2017	21A		\$7,267.32
2017	7	833	6477586	CDBG Administration 2017	21A		\$7,343.96
2017	7	833	6477598	CDBG Administration 2017	21A		\$11,301.86
2017	7	833	6477603	CDBG Administration 2017	21A		\$7,739.95
2017	7	833	6477605	CDBG Administration 2017	21A		\$19,456.66
2017	7	833	6480840	CDBG Administration 2017	21A		\$6,773.11
2017	7	833	6500470	CDBG Administration 2017	21A		\$9,190.02
2017	7	833	6500471	CDBG Administration 2017	21A		\$8,887.39
2017	7	833	6500473	CDBG Administration 2017	21A		\$8,216.00
2017	7	833	6500476	CDBG Administration 2017	21A		\$7,896.34
2017	7	833	6512963	CDBG Administration 2017	21A		\$8,109.07
2017	7	833	6525209	CDBG Administration 2017	21A		\$1,093.12
2017	7	833	6535270	CDBG Administration 2017	21A		\$6,595.51
2017	7	833	6547329	CDBG Administration 2017	21A		\$7,742.20
2017	7	833	6547332	CDBG Administration 2017	21A		\$7,648.67
2017	7	833	6547333	CDBG Administration 2017	21A		\$6,525.44
2017	7	833	6547334	CDBG Administration 2017	21A		\$8,107.51
2017	7	833	6547335	CDBG Administration 2017	21A		\$6,624.17
2017	7	833	6547336	CDBG Administration 2017	21A		\$9,462.19
2017	7	833	6547337	CDBG Administration 2017	21A		\$9,755.85
2017	7	833	6548040	CDBG Administration 2017	21A		\$8,364.74
2017	7	833	6548048	CDBG Administration 2017	21A		\$9,906.01
2017	9	832	6425688	AD - Consolidated Planning Activities - G&A	21A		\$2,978.36
2017	9	832	6430970	AD - Consolidated Planning Activities - G&A	21A		\$3,608.09
2017	9	832	6432787	AD - Consolidated Planning Activities - G&A	21A		\$552.00
2017	9	832	6445604	AD - Consolidated Planning Activities - G&A	21A		\$3,647.77
2017	9	832	6445606	AD - Consolidated Planning Activities - G&A	21A		\$5,697.38
2017	9	832	6445607	AD - Consolidated Planning Activities - G&A	21A		\$5,697.44
2017	9	832	6445611	AD - Consolidated Planning Activities - G&A	21A		\$8,488.49
2017	9	832	6445613	AD - Consolidated Planning Activities - G&A	21A		\$7,332.27
2017	9	832	6445615	AD - Consolidated Planning Activities - G&A	21A		\$9,639.67
2017	9	832	6445616	AD - Consolidated Planning Activities - G&A	21A		\$9,016.99
2017	9	832	6445617	AD - Consolidated Planning Activities - G&A	21A		\$7,277.36
2017	9	832	6445619	AD - Consolidated Planning Activities - G&A	21A		\$8,158.42
2017	9	832	6445622	AD - Consolidated Planning Activities - G&A	21A		\$10,799.17
2017	9	832	6445623	AD - Consolidated Planning Activities - G&A	21A		\$5,877.56
2017	9	832	6445624	AD - Consolidated Planning Activities - G&A	21A		\$13,258.04
2017	9	832	6453568	AD - Consolidated Planning Activities - G&A	21A		\$6,426.91
2017	9	832	6474342	AD - Consolidated Planning Activities - G&A	21A		\$11,005.85
2017	9	832	6475913	AD - Consolidated Planning Activities - G&A	21A		\$12,936.51
2017	9	832	6477586	AD - Consolidated Planning Activities - G&A	21A		\$24,733.92
2017	9	832	6477598	AD - Consolidated Planning Activities - G&A	21A		\$19,159.30
2017	9	832	6477603	AD - Consolidated Planning Activities - G&A	21A		\$14,556.12
2017	9	832	6477605	AD - Consolidated Planning Activities - G&A	21A		\$12,247.81
2017	9	832	6480840	AD - Consolidated Planning Activities - G&A	21A		\$15,545.64

Office of Community Planning and Development  
U.S. Department of Housing and Urban Development  
Integrated Disbursement and Information System  
PR26 - CDBG Financial Summary Report  
Program Year 2020  
GUAM , GU

DATE: 11-04-21  
TIME: 20:42  
PAGE: 8

Plan Year	IDIS Project	IDIS Activity	Voucher Number	Activity Name	Matrix Code	National Objective	Drawn Amount
2017	9	832	6490025	AD - Consolidated Planning Activities - G&A	21A		\$26,621.18
2017	9	832	6500470	AD - Consolidated Planning Activities - G&A	21A		\$10,859.59
2017	9	832	6500471	AD - Consolidated Planning Activities - G&A	21A		\$12,409.66
2017	9	832	6500473	AD - Consolidated Planning Activities - G&A	21A		\$7,594.16
2017	9	832	6500476	AD - Consolidated Planning Activities - G&A	21A		\$7,735.30
2017	9	832	6503737	AD - Consolidated Planning Activities - G&A	21A		\$552.00
2017	9	832	6512963	AD - Consolidated Planning Activities - G&A	21A		\$3,619.60
2018	8	854	6548699	AD-CDBG Administrative Costs (2018)	21A		\$9,241.34
2018	8	854	6548702	AD-CDBG Administrative Costs (2018)	21A		\$7,833.21
2018	8	854	6548738	AD-CDBG Administrative Costs (2018)	21A		\$1,181.25
2018	9	848	6512963	AD-Consolidated Planning Activities - G&A	21A		\$5,881.06
2018	9	848	6547329	AD-Consolidated Planning Activities - G&A	21A		\$7,981.10
2018	9	848	6547332	AD-Consolidated Planning Activities - G&A	21A		\$10,907.26
2018	9	848	6547333	AD-Consolidated Planning Activities - G&A	21A		\$8,963.99
2018	9	848	6547334	AD-Consolidated Planning Activities - G&A	21A		\$9,937.93
2018	9	848	6547335	AD-Consolidated Planning Activities - G&A	21A		\$11,330.68
2018	9	848	6547336	AD-Consolidated Planning Activities - G&A	21A		\$12,957.65
2018	9	848	6547337	AD-Consolidated Planning Activities - G&A	21A		\$8,354.30
2018	9	848	6548040	AD-Consolidated Planning Activities - G&A	21A		\$9,766.09
2018	9	848	6548048	AD-Consolidated Planning Activities - G&A	21A		\$12,904.44
2018	9	848	6548699	AD-Consolidated Planning Activities - G&A	21A		\$8,810.43
2018	9	848	6548702	AD-Consolidated Planning Activities - G&A	21A		\$11,935.88
Total					21A	Matrix Code 2	\$726,359.98



**PART I: SUMMARY OF CDBG-CV RESOURCES**

01 CDBG-CV GRANT	4,453,410.00
02 FUNDS RETURNED TO THE LINE-OF-CREDIT	0.00
03 FUNDS RETURNED TO THE LOCAL CDBG ACCOUNT	0.00
04 TOTAL AVAILABLE (SUM, LINES 01-03)	4,453,410.00

**PART II: SUMMARY OF CDBG-CV EXPENDITURES**

05 DISBURSEMENTS OTHER THAN SECTION 108 REPAYMENTS AND PLANNING/ADMINISTRATION	54,425.67
06 DISBURSED IN IDIS FOR PLANNING/ADMINISTRATION	55,529.87
07 DISBURSED IN IDIS FOR SECTION 108 REPAYMENTS	0.00
08 TOTAL EXPENDITURES (SUM, LINES 05 - 07)	109,955.54
09 UNEXPENDED BALANCE (LINE 04 - LINE8 )	4,343,454.46

**PART III: LOWMOD BENEFIT FOR THE CDBG-CV GRANT**

10 EXPENDED FOR LOW/MOD HOUSING IN SPECIAL AREAS	0.00
11 EXPENDED FOR LOW/MOD MULTI-UNIT HOUSING	0.00
12 DISBURSED FOR OTHER LOW/MOD ACTIVITIES	54,425.67
13 TOTAL LOW/MOD CREDIT (SUM, LINES 10 - 12)	54,425.67
14 AMOUNT SUBJECT TO LOW/MOD BENEFIT (LINE 05)	54,425.67
15 PERCENT LOW/MOD CREDIT (LINE 13/LINE 14)	100.00%

**PART IV: PUBLIC SERVICE (PS) CALCULATIONS**

16 DISBURSED IN IDIS FOR PUBLIC SERVICES	54,425.67
17 CDBG-CV GRANT	4,453,410.00
18 PERCENT OF FUNDS DISBURSED FOR PS ACTIVITIES (LINE 16/LINE 17)	1.22%

**PART V: PLANNING AND ADMINISTRATION (PA) CAP**

19 DISBURSED IN IDIS FOR PLANNING/ADMINISTRATION	55,529.87
20 CDBG-CV GRANT	4,453,410.00
21 PERCENT OF FUNDS DISBURSED FOR PA ACTIVITIES (LINE 19/LINE 20)	1.25%





Office of Community Planning and Development  
U.S. Department of Housing and Urban Development  
Integrated Disbursement and Information System  
PR26 - CDBG-CV Financial Summary Report  
GUAM, GU

DATE: 11-29-21  
TIME: 20:28  
PAGE: 2

**LINE 10 DETAIL: ACTIVITIES TO CONSIDER IN DETERMINING THE AMOUNT TO ENTER ON LINE 10**

Report returned no data.

**LINE 11 DETAIL: ACTIVITIES TO CONSIDER IN DETERMINING THE AMOUNT TO ENTER ON LINE 11**

Report returned no data.

**LINE 12 DETAIL: ACTIVITIES INCLUDED IN THE COMPUTATION OF LINE 12**

Plan Year	IDIS Project	IDIS Activity	Voucher Number	Activity Name	Matrix Code	National Objective	Drawn Amount
2019	17	836	6445601	CV Mortgage Relief Program (PS)	05Q	LMC	\$5,973.64
			6453548	CV Mortgage Relief Program (PS)	05Q	LMC	\$7,210.06
			6480025	CV Mortgage Relief Program (PS)	05Q	LMC	\$28,568.68
			6548738	CV Mortgage Relief Program (PS)	05Q	LMC	\$12,673.27
Total							\$54,425.67

**LINE 16 DETAIL: ACTIVITIES INCLUDED IN THE COMPUTATION OF LINE 16**

Plan Year	IDIS Project	IDIS Activity	Voucher Number	Activity Name	Matrix Code	National Objective	Drawn Amount
2019	17	836	6445601	CV Mortgage Relief Program (PS)	05Q	LMC	\$5,973.64
			6453548	CV Mortgage Relief Program (PS)	05Q	LMC	\$7,210.06
			6480025	CV Mortgage Relief Program (PS)	05Q	LMC	\$28,568.68
			6548738	CV Mortgage Relief Program (PS)	05Q	LMC	\$12,673.27
Total							\$54,425.67

**LINE 19 DETAIL: ACTIVITIES INCLUDED IN THE COMPUTATION OF LINE 19**

Plan Year	IDIS Project	IDIS Activity	Voucher Number	Activity Name	Matrix Code	National Objective	Drawn Amount
2019	17	842	6445601	CV Mortgage Relief Program (AD)	21A		\$3,045.91
			6453548	CV Mortgage Relief Program (AD)	21A		\$1,630.00
			6480025	CV Mortgage Relief Program (AD)	21A		\$6,428.51
	19	837	6474339	CV-CDBG-Planning and Administration	21A		\$896.59
			6477603	CV-CDBG-Planning and Administration	21A		\$745.89
			6477605	CV-CDBG-Planning and Administration	21A		\$1,830.81
			6480840	CV-CDBG-Planning and Administration	21A		\$495.86
			6500470	CV-CDBG-Planning and Administration	21A		\$427.18
			6500471	CV-CDBG-Planning and Administration	21A		\$2,759.29
			6500473	CV-CDBG-Planning and Administration	21A		\$1,862.81
			6500476	CV-CDBG-Planning and Administration	21A		\$406.42
			6512963	CV-CDBG-Planning and Administration	21A		\$476.83
			6519574	CV-CDBG-Planning and Administration	21A		\$1,575.00
			6535270	CV-CDBG-Planning and Administration	21A		\$713.00
			6547329	CV-CDBG-Planning and Administration	21A		\$1,844.11
			6547332	CV-CDBG-Planning and Administration	21A		\$1,186.36
			6547333	CV-CDBG-Planning and Administration	21A		\$3,293.27
			6547334	CV-CDBG-Planning and Administration	21A		\$8,056.69
			6547335	CV-CDBG-Planning and Administration	21A		\$775.18
			6547336	CV-CDBG-Planning and Administration	21A		\$2,493.79
			6547337	CV-CDBG-Planning and Administration	21A		\$2,193.96
			6548040	CV-CDBG-Planning and Administration	21A		\$1,655.40
			6548048	CV-CDBG-Planning and Administration	21A		\$2,986.32
			6548699	CV-CDBG-Planning and Administration	21A		\$1,953.23
			6548702	CV-CDBG-Planning and Administration	21A		\$1,849.33
			6548738	CV-CDBG-Planning and Administration	21A		\$525.00
			6552163	CV-CDBG-Planning and Administration	21A		\$1,456.03
			6552166	CV-CDBG-Planning and Administration	21A		\$1,230.00
			6552167	CV-CDBG-Planning and Administration	21A		\$530.06
			6567199	CV-CDBG-Planning and Administration	21A		\$207.02



Office of Community Planning and Development  
U.S. Department of Housing and Urban Development  
Integrated Disbursement and Information System  
PR26 - CDBG-CV Financial Summary Report  
GUAM , GU

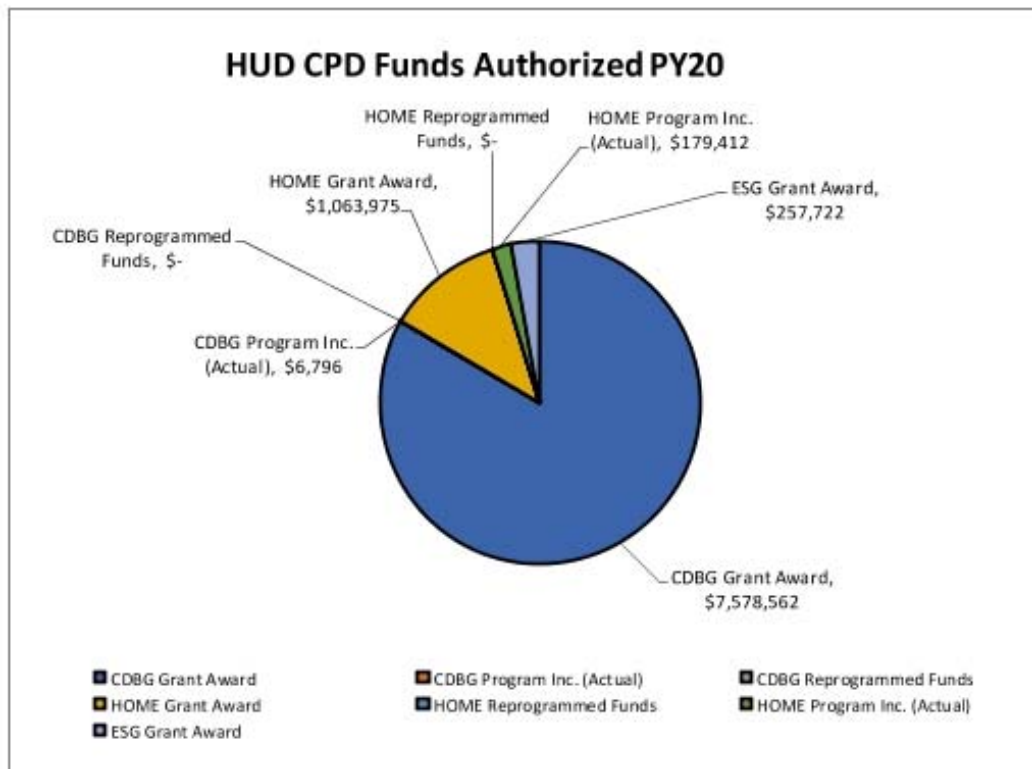
DATE: 11-29-21  
TIME: 20:28  
PAGE: 3

Plan Year	IDIS Project	IDIS Activity	Voucher Number	Activity Name	Matrix Code	National Objective	Drawn Amount
Total							\$55,529.87

## Appendix A and HOME APR



### APPENDIX A: GHURA PY2020 CAPER Financial Charts

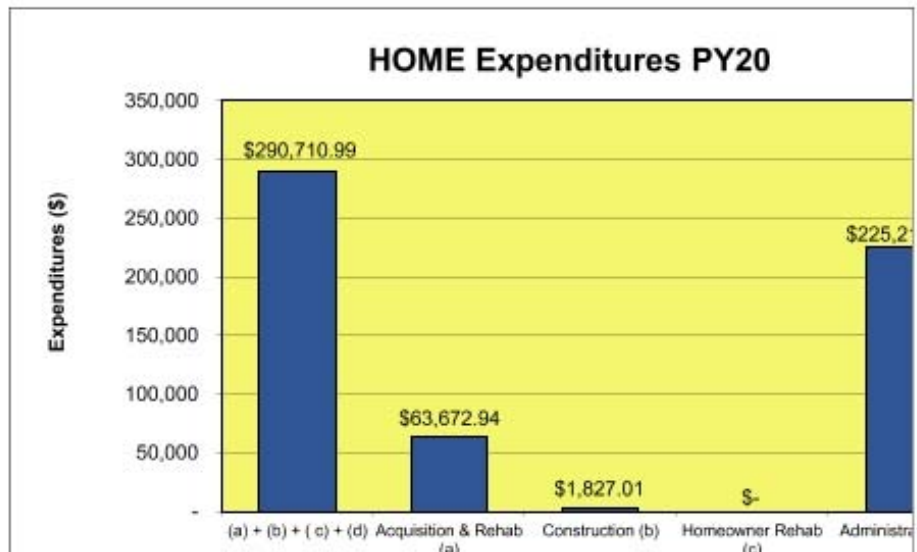
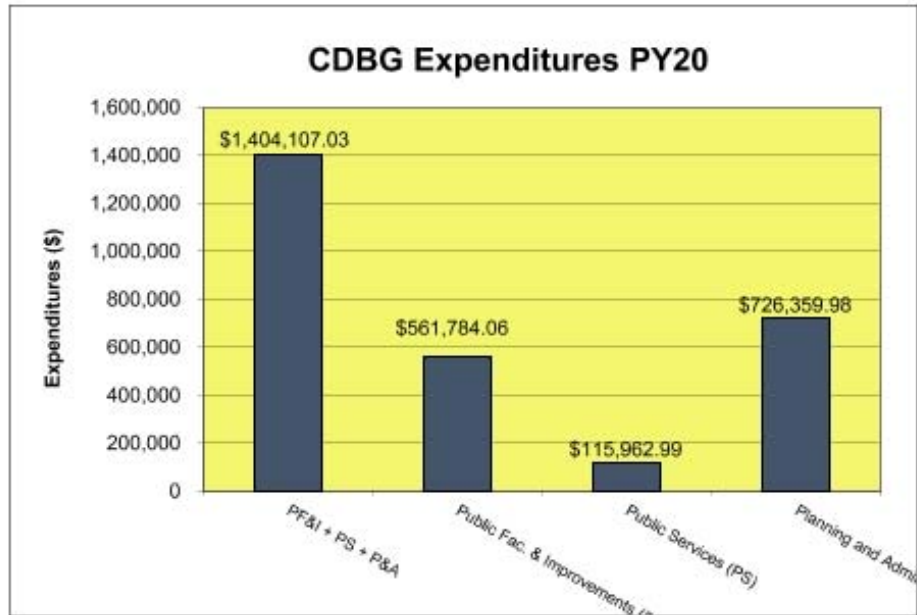


**HUD CPD Funds Authorized PY20**

CDBG Grant Award	\$7,578,562.00
CDBG Program Inc. (Actual)	\$ 6,795.65
CDBG Reprogrammed Funds	\$ ---
HOME Grant Award	\$1,063,975.00
HOME Reprogrammed Funds	\$ ---
HOME Program Inc. (Actual)	\$ 179,412.30
ESG Grant Award	\$ 257,722.00

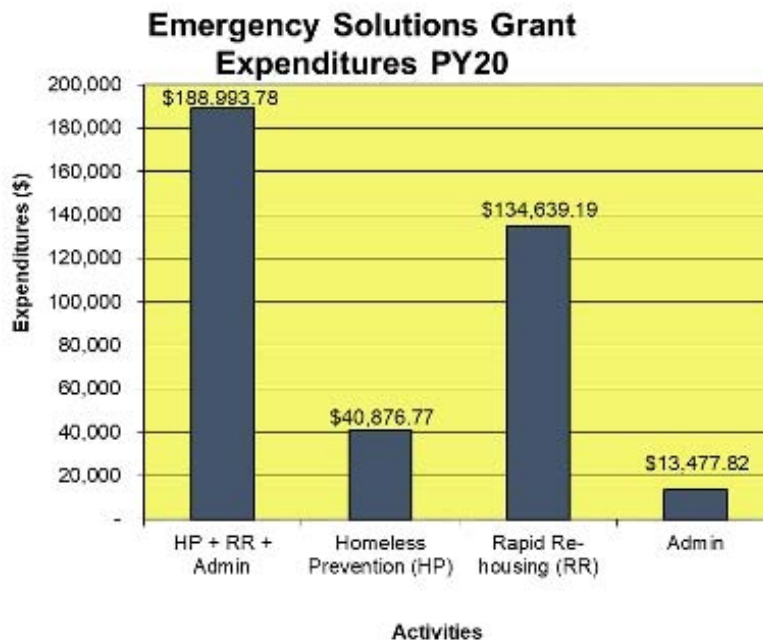
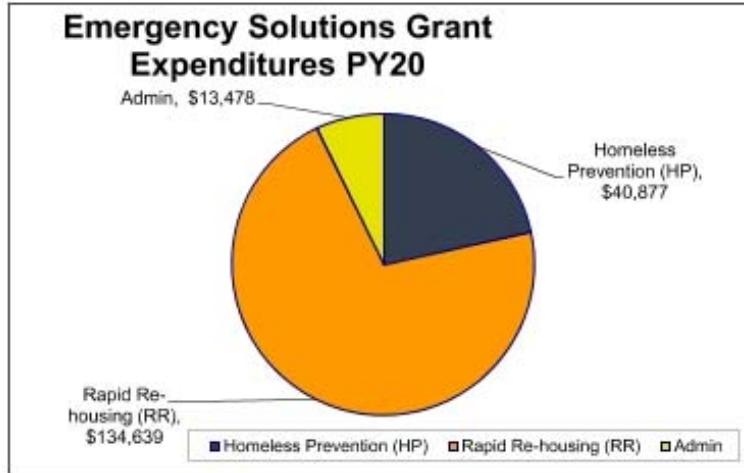


## APPENDIX A: GHURA PY2020 CAPER Financial Charts



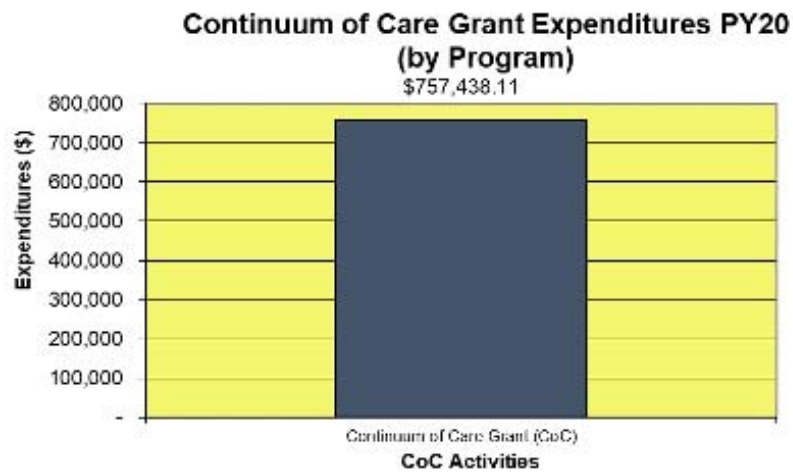
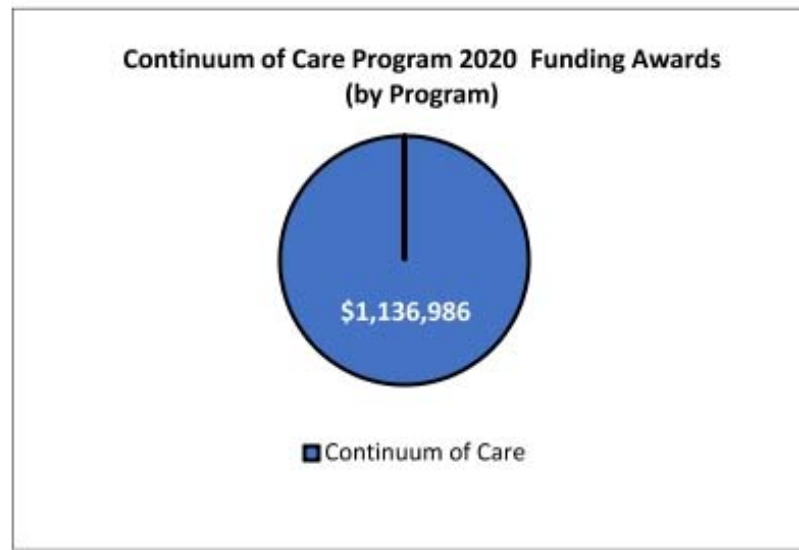


## APPENDIX A: GHURA PY2020 CAPER Financial Charts





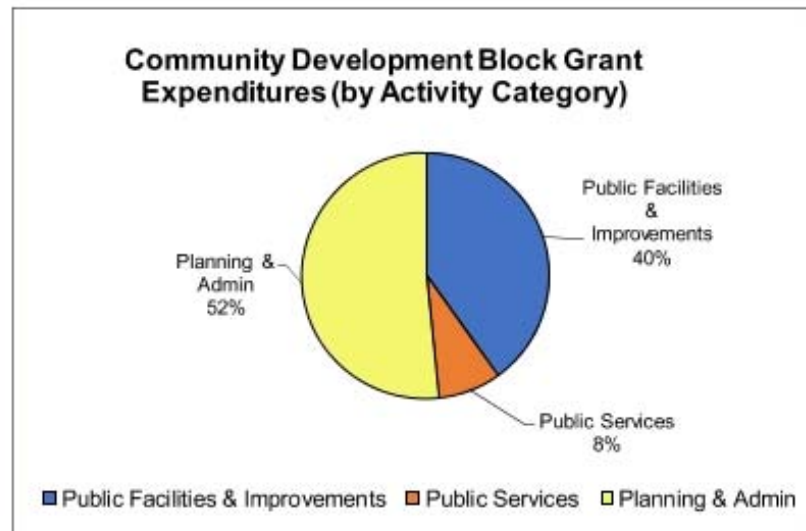
## APPENDIX A: GHURA PY2020 CAPER Financial Charts





## APPENDIX A: GHURA PY2020 CAPER Financial Charts

CPD and CoC funds expended in PY20	
CDBG (Entitlement and Reprogramming)	\$ 1,397,311.38
CDBG (Program Income (actual))	\$ 6,795.65
HOME (Entitlement and Reprogramming)	\$ 111,298.69
HOME (Program Income (actual))	\$ 179,412.30
ESG (Solutions)	\$ 188,993.78
Continuum of Care (CoC)	\$ 757,438.11
<b>Funds Expended - Total</b>	<b>\$ 2,641,249.91</b>





# Annual Performance Report HOME Program

U.S. Department of Housing  
and Urban Development  
Office of Community Planning  
and Development

OMB Approval No. 2506-0117  
(exp. 09/30/2023)

Public reporting burden for this collection of information is estimated to average 2.5 hours per response, including the time for reviewing instructions, searching existing data sources, gathering and maintaining the data needed, and completing and reviewing the collection of information. This agency may not conduct or sponsor, and a person is not required to respond to, a collection of information unless it displays a valid OMB control number.

The HOME statute imposes a significant number of data collection and reporting requirements. This includes information on assisted properties, on the owners or tenants of the properties, and on other programmatic areas. The information will be used: 1) to assist HOME participants in managing their programs; 2) to track performance of participants in meeting fund commitment and expenditure deadlines; 3) to permit HUD to determine whether each participant meets the HOME statutory income targeting and affordability requirements; and 4) to permit HUD to determine compliance with other statutory and regulatory program requirements. This data collection is authorized under Title II of the Crutcher-Gonzalez National Affordable Housing Act or related authorities. Access to Federal grant funds is contingent on the reporting of certain project-specific data elements. Records of information collected will be maintained by the recipients of the assistance. Information on activities and expenditures of grant funds is public information and is generally available for disclosure. Recipients are responsible for ensuring confidentiality when public disclosure is not required.

This form is intended to collect numeric data to be aggregated nationally as a complement to data collected through the Case and Management Information (CMI) System. Participants should enter the reporting period in the first block. The reporting period is October 1 to September 30. Instructions are included for each section if further explanation is needed.

Submit this form on or before December 31.	This report is for period (mm/dd/yyyy)		Date Submitted (mm/dd/yyyy)
Send one copy to the appropriate HUD Field Office and one copy to: HOME Program, Rm 7176, 451 7th Street, S.W., Washington D.C. 20410	Starting	Ending	
	October 1, 2020	September 30, 2021	11/05/2021

## Part I Participant Identification

1. Participant Number 660202	2. Participant Name Guam Housing and Urban Renewal Authority	3. Phone Number (include Area Code) 671-475-1322
4. Name of Person completing report Ray S. Topias	5. Address 117 Bion Venida Ave.	6. City Sinauana
	7. State Guam	8. Zip Code 96910

## Part II Program Income

Enter the following program income amounts for the reporting period: in block 1, enter the balance on hand at the beginning; in block 2, enter the amount generated; in block 3, enter the amount expended; and in block 4, enter the amount for Tenant-Based rental Assistance.

1. Balance on hand at Beginning of Reporting Period	2. Amount generated during Reporting Period	3. Total amount expended during Reporting Period	4. Amount expended for Tenant-Based Rental Assistance	5. Balance on hand at end of Reporting Period (1 + 2 - 3) = 5
942,902.24	371,428.82	179,412.30	0.00	1,134,918.76

## Part III Minority Business Enterprises (MBE) and Women Business Enterprises (WBE)

In the table below, indicate the number and dollar value of contracts for HOME projects completed during the reporting period.

	a. Total	b. Asian American or American Indian	Minority Business Enterprises (MBE)			f. White Non-Hispanic
			c. Asian or Pacific Islander	d. Black Non-Hispanic	e. Hispanic	
A. Contracts						
1. Number	0					
2. Dollar Amount	0					
B. Sub-Contracts						
1. Number	0					
2. Dollar Amount	0					
C. Contracts						
1. Number	0					
2. Dollar Amount	0					
D. Sub-Contracts						
1. Number	0					
2. Dollar Amount	0					



**Part IV Minority Owners of Rental Property**

In the table below, indicate the number of HOME assisted rental property owners and the total dollar amount of HOME funds in these rental properties assisted during the reporting period.

	a. Total	Minority Property Owners			
		b. Alaskan Native or American Indian	c. Asian or Pacific Islander	d. Black Non-Hispanic	e. Hispanic
1. Number	0				
2. Dollar Amount	0				

**Part V Relocation and Real Property Acquisition**

Indicate the number of persons displaced, the cost of relocation payments, the number of parcels acquired, and the cost of acquisition. The data provided should reflect only displacements and acquisitions occurring during the reporting period.

		a. Number	b. Cost			
1. Parcels Acquired		0				
2. Businesses Displaced		0				
3. Nonprofit Organizations Displaced		0				
4. Households Temporarily Relocated, not Displaced		0				
Households Displaced		a. Total	Minority Business Enterprises (MBE)			
		b. Alaskan Native or American Indian	c. Asian or Pacific Islander	d. Black Non-Hispanic	e. Hispanic	f. White Non-Hispanic
5. Households Displaced - Number		0				
6. Households Displaced - Cost		0				