

CR-05 - Goals and Outcomes

Progress the jurisdiction has made in carrying out its strategic plan and its action plan. 91.520(a)

This could be an overview that includes major initiatives and highlights that were proposed and executed throughout the program year.

Guam's has made modest, but important gains to address its Strategic Plan objectives and the timely start to and completion of action plan projects.

Expand Affordable Housing and Expand & Provide Svcs to Homeless/Non-Homeless The island continues to experience housing shortages across the income spectrum but felt most profoundly by low-income households. In so doing, hard decisions had to be made to ensure that best efforts continued down this path. CDBG funds approved for the Rehabilitation and New Construction – MTM Community Recreational Facility (2019) were reprogrammed in Py23 to support the acquisition and rehabilitation of Guam's first Drop In/Bed-For-A-Night Shelter. Guam initially sought design services, but the effort yielded no responses. A second procurement planning to seek design-build services is currently underway. The rehabilitation of five units in Talo'fo'fo has restored CDBG compliance and availability to eligible households. And the acquisition of a 21-unit Yigo complex will see new units available to HOME, CDBG, and ERA eligible renters in Py24. In a new effort, HOME program income funds were reprogrammed to provide additional funding for Guam's Homeowner Rehabilitation Loan Program as a new project in Py23. Guam has identified WestCare Pacific Islands to receive HTF funds that will be used to rehab a duplex and fourplex in Agaña Heights for use as affordable rental housing. Guam's temporary non-congregate Covid-19 shelter concluded operations after one last extension through Oct 2024.

Improve & Expand Comm Facilities & Improvements The bid process for Guam's Eastern (Police) Substation was completed in Dec 2024, having completed procurement planning in late Py23. The market research for the purchase of personal protective equipment for the Guam Fire Dept has been completed and acquisition is expected in Py24.

Comparison of the proposed versus actual outcomes for each outcome measure submitted with the consolidated plan and explain, if applicable, why progress was not made toward meeting goals and objectives. 91.520(g)

Categories, priority levels, funding sources and amounts, outcomes/objectives, goal outcome indicators, units of measure, targets, actual outcomes/outputs, and percentage completed for each of the grantee's program year goals.

Goal	Category	Source / Amount	Indicator	Unit of Measure	Expected – Strategic Plan	Actual – Strategic Plan	Percent Complete	Expected – Program Year	Actual – Program Year	Percent Complete
Expand & Provide Svcs to Homeless/Non-Homeless	Homeless Non-Homeless Special Needs Non-Housing Community Development	CDBG: \$244165.77 / ESG: \$227687	Public Facility or Infrastructure Activities for Low/Moderate Income Housing Benefit	Households Assisted	0	0		862	0	0.00%
Expand & Provide Svcs to Homeless/Non-Homeless	Homeless Non-Homeless Special Needs Non-Housing Community Development	CDBG: \$244165.77 / ESG: \$227687	Public service activities other than Low/Moderate Income Housing Benefit	Persons Assisted	1	0	0.00%			
Expand & Provide Svcs to Homeless/Non-Homeless	Homeless Non-Homeless Special Needs Non-Housing Community Development	CDBG: \$244165.77 / ESG: \$227687	Public service activities for Low/Moderate Income Housing Benefit	Households Assisted	1	0	0.00%			
Expand & Provide Svcs to Homeless/Non-Homeless	Homeless Non-Homeless Special Needs Non-Housing Community Development	CDBG: \$244165.77 / ESG: \$227687	Direct Financial Assistance to Homebuyers	Households Assisted	1	0	0.00%			

Expand & Provide Svcs to Homeless/Non-Homeless	Homeless Non-Homeless Special Needs Non-Housing Community Development	CDBG: \$244165.77 / ESG: \$227687	Tenant-based rental assistance / Rapid Rehousing	Households Assisted	150	0	0.00%	25	0	0.00%
Expand & Provide Svcs to Homeless/Non-Homeless	Homeless Non-Homeless Special Needs Non-Housing Community Development	CDBG: \$244165.77 / ESG: \$227687	Homeless Person Overnight Shelter	Persons Assisted	1	0	0.00%			
Expand & Provide Svcs to Homeless/Non-Homeless	Homeless Non-Homeless Special Needs Non-Housing Community Development	CDBG: \$244165.77 / ESG: \$227687	Overnight/Emergency Shelter/Transitional Housing Beds added	Beds	1	0	0.00%	34	0	0.00%
Expand & Provide Svcs to Homeless/Non-Homeless	Homeless Non-Homeless Special Needs Non-Housing Community Development	CDBG: \$244165.77 / ESG: \$227687	Homelessness Prevention	Persons Assisted	150	0	0.00%	110	0	0.00%
Expand Affordable Housing	Affordable Housing Homeless	HTF: \$157106.91	Public Facility or Infrastructure Activities for Low/Moderate Income Housing Benefit	Households Assisted	1	0	0.00%			

Expand Affordable Housing	Affordable Housing Homeless	HTF: \$157106.91	Brownfield acres remediated	Acre	1	0	0.00%			
Expand Affordable Housing	Affordable Housing Homeless	HTF: \$157106.91	Rental units constructed	Household Housing Unit	1	0	0.00%			
Expand Affordable Housing	Affordable Housing Homeless	HTF: \$157106.91	Rental units rehabilitated	Household Housing Unit	10	0	0.00%			
Expand Affordable Housing	Affordable Housing Homeless	HTF: \$157106.91	Homeowner Housing Added	Household Housing Unit	23	0	0.00%	0	0	
Expand Affordable Housing	Affordable Housing Homeless	HTF: \$157106.91	Homeowner Housing Rehabilitated	Household Housing Unit	0	0		0	0	
Expand Affordable Housing	Affordable Housing Homeless	HTF: \$157106.91	Direct Financial Assistance to Homebuyers	Households Assisted	1	0	0.00%			
Expand Affordable Housing	Affordable Housing Homeless	HTF: \$157106.91	Overnight/Emergency Shelter/Transitional Housing Beds added	Beds	1	0	0.00%			
Expand Affordable Housing	Affordable Housing Homeless	HTF: \$157106.91	Housing for Homeless added	Household Housing Unit	1	0	0.00%			
Expand Affordable Housing	Affordable Housing Homeless	HTF: \$157106.91	Buildings Demolished	Buildings	1	0	0.00%			

Expand Affordable Housing	Affordable Housing Homeless	HTF: \$157106.91	Other	Other	0	0		1	0	0.00%
Improve & Expand Comm Facilities & Improvements	Homeless Non-Homeless Special Needs Non-Housing Community Development	CDBG: \$2191185	Public Facility or Infrastructure Activities other than Low/Moderate Income Housing Benefit	Persons Assisted	1	0	0.00%	4219	0	0.00%
Improve & Expand Comm Facilities & Improvements	Homeless Non-Homeless Special Needs Non-Housing Community Development	CDBG: \$2191185	Brownfield acres remediated	Acre	1	0	0.00%			
Improve & Expand Comm Facilities & Improvements	Homeless Non-Homeless Special Needs Non-Housing Community Development	CDBG: \$2191185	Overnight/Emergency Shelter/Transitional Housing Beds added	Beds	1	0	0.00%			
Improve & Expand Comm Facilities & Improvements	Homeless Non-Homeless Special Needs Non-Housing Community Development	CDBG: \$2191185	Housing for Homeless added	Household Housing Unit	1	0	0.00%			

Improve & Expand Comm Facilities & Improvements	Homeless Non-Homeless Special Needs Non-Housing Community Development	CDBG: \$2191185	Buildings Demolished	Buildings	1	0	0.00%			
Improve and Expand Economic Opportunities	Homeless Non-Homeless Special Needs Non-Housing Community Development	CDBG: \$129732	Public Facility or Infrastructure Activities other than Low/Moderate Income Housing Benefit	Persons Assisted	0	0				
Improve and Expand Economic Opportunities	Homeless Non-Homeless Special Needs Non-Housing Community Development	CDBG: \$129732	Public service activities other than Low/Moderate Income Housing Benefit	Persons Assisted	0	0		35	0	0.00%
Improve and Expand Economic Opportunities	Homeless Non-Homeless Special Needs Non-Housing Community Development	CDBG: \$129732	Facade treatment/business building rehabilitation	Business	1	0	0.00%			
Improve and Expand Economic Opportunities	Homeless Non-Homeless Special Needs Non-Housing Community Development	CDBG: \$129732	Rental units constructed	Household Housing Unit	1	0	0.00%			

Improve and Expand Economic Opportunities	Homeless Non-Homeless Special Needs Non-Housing Community Development	CDBG: \$129732	Jobs created/retained	Jobs	1	0	0.00%			
Improve and Expand Economic Opportunities	Homeless Non-Homeless Special Needs Non-Housing Community Development	CDBG: \$129732	Businesses assisted	Businesses Assisted	1	0	0.00%			
Improve and Expand Economic Opportunities	Homeless Non-Homeless Special Needs Non-Housing Community Development	CDBG: \$129732	Buildings Demolished	Buildings	1	0	0.00%			
Planning and Administration	Grants Planning and Administration	CDBG: \$637151 / HOME: \$125617.1 / ESG: \$19797.23	Other	Other	1	0	0.00%	3	0	0.00%
Preserve and Maintain Existing Affordable Housing	Affordable Housing	CDBG: \$911185 / HOME: \$1130533.9	Public Facility or Infrastructure Activities for Low/Moderate Income Housing Benefit	Households Assisted	10	0	0.00%			

Preserve and Maintain Existing Affordable Housing	Affordable Housing	CDBG: \$911185 / HOME: \$1130533.9	Rental units constructed	Household Housing Unit	0	0		4	0	0.00%
Preserve and Maintain Existing Affordable Housing	Affordable Housing	CDBG: \$911185 / HOME: \$1130533.9	Rental units rehabilitated	Household Housing Unit	1	0	0.00%			
Preserve and Maintain Existing Affordable Housing	Affordable Housing	CDBG: \$911185 / HOME: \$1130533.9	Homeowner Housing Added	Household Housing Unit	0	0				
Preserve and Maintain Existing Affordable Housing	Affordable Housing	CDBG: \$911185 / HOME: \$1130533.9	Homeowner Housing Rehabilitated	Household Housing Unit	15	0	0.00%	3	0	0.00%
Preserve and Maintain Existing Affordable Housing	Affordable Housing	CDBG: \$911185 / HOME: \$1130533.9	Direct Financial Assistance to Homebuyers	Households Assisted	0	0		3	0	0.00%
Preserve and Maintain Existing Affordable Housing	Affordable Housing	CDBG: \$911185 / HOME: \$1130533.9	Other	Other	0	0				

Table 1 - Accomplishments – Program Year & Strategic Plan to Date

Assess how the jurisdiction’s use of funds, particularly CDBG, addresses the priorities and specific objectives identified in the plan, giving special attention to the highest priority activities identified.

For the fourth year CAPER reporting for Guam’s CONPLAN 2020-2024, PY2023 shows progress in CDBG’s PFI Acquisition of Affordable Rental Units (AARU), the first CDBG Public Facilities & Improvement (PFI) project in the CONPLAN period. To date under the CDBG AARU Guam has acquired (3) multi-unit rental property sites all in line with Guam’s CONPLAN outlined in providing access to affordable rental units. Although acquisition of the (3) multi-unit sites were completed GUAM continues to track planning and coordination for phase II, the rehabilitation on the sites. Guam’s ability to acquire the units were successful due to the leveraging of funds with other federal programs such as the HOME Investment Partnerships Program and ERAII. Each AARU site required different considerations and planning with regard to the affordability and low-income populations. In addition to the AARU properties Guam continued to plan for the rehabilitation of the recently acquired Homeless Shelter. Plans for the building rehabilitation and infrastructure improvements to the shelter continued which included working with anticipated shelter operators, Office of Homeless Assistance and Poverty Prevention. Planning addressed the needs of operating the shelter and beds needed in order to open its doors and serve the population. Aside from the CDBG PFI projects, CDBG Public Services (PS) projects continued to progress through planned community programs and grant expenditures. Following completion of CDBG-CV funded programs, sub-recipients have been able to remain on the projected course to reach the community goals, yet remain current in processing grant expenditures.

CR-10 - Racial and Ethnic composition of families assisted

Describe the families assisted (including the racial and ethnic status of families assisted).

91.520(a)

	CDBG	HOME	HTF
White	7	0	0
Black or African American	1	0	0
Asian	3	5	0
American Indian or American Native	0	0	0
Native Hawaiian or Other Pacific Islander	97	7	0
Total	108	12	0
Hispanic	0	0	0
Not Hispanic	108	12	0

Describe the clients assisted (including the racial and/or ethnicity of clients assisted with ESG)

	HESG
American Indian, Alaska Native, or Indigenous	0
Asian or Asian American	8
Black, African American, or African	0
Hispanic/Latina/e/o	0
Middle Eastern or North African	0
Native Hawaiian or Pacific Islander	178
White	1
Multiracial	1
Client doesn't know	0
Client prefers not to answer	0
Data not collected	0
Total	188

Table 2 – Table of assistance to racial and ethnic populations by source of funds

Narrative

CDBG Public Service participants for the period show 89% of recipients identifying as Native Hawaiian or Other Pacific Islanders. 100% of HOME participants identify as Native Hawaiian or Other Pacific Islanders. While Census 2020 data reflects 52% of the island's population (captured during the Census reporting) as "Native Hawaiian or Other Pacific Islanders alone or in combination".

ESG data is reflected in the CAPER attached for the reporting period.

CR-15 - Resources and Investments 91.520(a)

Identify the resources made available

Source of Funds	Source	Resources Made Available	Amount Expended During Program Year
CDBG	public - federal	3,708,368	6,521,697
HOME	public - federal	1,256,171	639,622
ESG	public - federal	263,963	363,255
HTF	public - federal	157,107	

Table 3 - Resources Made Available

Narrative

For the reporting period Guam reports the Community Development Block Grant (CDBG) program resources made available \$3,185,755.00 with expenditures of \$6,512,696.65; for HOME Program resources made available \$1,256,171.00 with expenditures \$639,621.91. (For details of HOME Program Income received and expenditures for this reporting period please see section CR-50 HOME) For the Emergency Solutions Grant Resources Made Available \$263,963.00 with expenditures of \$363,255.04. The difference of available funds and expenditures for the programs is the draw from funds for previous year resources. The Housing Trust Fund program reported available resources of \$157,106.91 with \$0 expenditures; the zero expenditure during this reporting period can be accounted for in the next program year cycle. This PY year was continued to plan for the execution of the HTF leveraged rental units. As of the reporting period Guam was able to execute MOAs with WestCare Asia-Pacific who will administer the determined AARU properties for special low-income populations, following the completed rehabilitation of the indicated sites.

During this reporting period, Guam was able to bring back into compliance the CDBG Timeliness regulation, as of August 2, 2024. This has been a long standing issue for Guam as of 2020. It is Guam's continued effort to improve planning processes to account for the length of time to execute PFI projects. Guam continued to support training and TA to support staff in executing all projects allowing resources and expenditures in the future program years.

Identify the geographic distribution and location of investments

Target Area	Planned Percentage of Allocation	Actual Percentage of Allocation	Narrative Description

Table 4 – Identify the geographic distribution and location of investments

Narrative

Leveraging

Explain how federal funds leveraged additional resources (private, state and local funds), including a description of how matching requirements were satisfied, as well as how any publicly owned land or property located within the jurisdiction that were used to address the needs identified in the plan.

Explain how federal funds leveraged additional resources (private, state and local funds), including a description of how matching requirements were satisfied, as well as how any publicly owned land or property located within the jurisdiction that were used to address the needs identified in the plan.

Renaissance Rental Housing located in Talofofo, Guam was reopened, providing affordable rental for 5-low income families. The 5 housing units were repaired using local funds to address long standing sprawling and other construction improvement needs. All units were renovated bringing the CDBG units into compliance with funding regulations.

GUAM's AARU acquired (3) multi-unit sites. Two of the three sites completed the acquisitions leveraging federal fund programs, the first CDBG and HOME and the second CDBG, HOME and Guam's ERA II funds. Two of the sites will use The Housing Trust Fund program funds to rehabilitate units for low-income and or special populations through GHURA's partnership with WestCare Asia who will operate the rental sites.

In addition to these types of program leveraging, Guam completed the sale of two affordable housing units within the HOME Investment partnerships program. This progress was reported in the previous year's CAPER report. For details please refer to the PY2022 CAPER.

Fiscal Year Summary – HOME Match	
1. Excess match from prior Federal fiscal year	0
2. Match contributed during current Federal fiscal year	0

Fiscal Year Summary – HOME Match	
3. Total match available for current Federal fiscal year (Line 1 plus Line 2)	0
4. Match liability for current Federal fiscal year	0
5. Excess match carried over to next Federal fiscal year (Line 3 minus Line 4)	0

Table 5 – Fiscal Year Summary - HOME Match Report

Match Contribution for the Federal Fiscal Year								
Project No. or Other ID	Date of Contribution	Cash (non-Federal sources)	Foregone Taxes, Fees, Charges	Appraised Land/Real Property	Required Infrastructure	Site Preparation, Construction Materials, Donated labor	Bond Financing	Total Match

Table 6 – Match Contribution for the Federal Fiscal Year

HOME MBE/WBE report

Program Income – Enter the program amounts for the reporting period				
Balance on hand at beginning of reporting period \$	Amount received during reporting period \$	Total amount expended during reporting period \$	Amount expended for TBRA \$	Balance on hand at end of reporting period \$
1,759,269	177,913	0	0	1,937,181

Table 7 – Program Income

Minority Business Enterprises and Women Business Enterprises – Indicate the number and dollar value of contracts for HOME projects completed during the reporting period						
	Total	Minority Business Enterprises				White Non-Hispanic
		Alaskan Native or American Indian	Asian or Pacific Islander	Black Non-Hispanic	Hispanic	
Contracts						
Dollar Amount	0	0	0	0	0	0
Number	0	0	0	0	0	0
Sub-Contracts						
Number	0	0	0	0	0	0
Dollar Amount	0	0	0	0	0	0
	Total	Women Business Enterprises	Male			
Contracts						
Dollar Amount	0	0	0			
Number	0	0	0			
Sub-Contracts						
Number	0	0	0			
Dollar Amount	0	0	0			

Table 8 - Minority Business and Women Business Enterprises

Minority Owners of Rental Property – Indicate the number of HOME assisted rental property owners and the total amount of HOME funds in these rental properties assisted						
	Total	Minority Property Owners				White Non-Hispanic
		Alaskan Native or American Indian	Asian or Pacific Islander	Black Non-Hispanic	Hispanic	
Number	0	0	0	0	0	0
Dollar Amount	0	0	0	0	0	0

Table 9 – Minority Owners of Rental Property

Relocation and Real Property Acquisition – Indicate the number of persons displaced, the cost of relocation payments, the number of parcels acquired, and the cost of acquisition

Parcels Acquired		1	148,904			
Businesses Displaced		0	0			
Nonprofit Organizations Displaced		0	0			
Households Temporarily Relocated, not Displaced		0	0			
Households Displaced	Total	Minority Property Enterprises				White Non-Hispanic
		Alaskan Native or American Indian	Asian or Pacific Islander	Black Non-Hispanic	Hispanic	
Number	0	0	0	0	0	0
Cost	0	0	0	0	0	0

Table 10 – Relocation and Real Property Acquisition

CR-20 - Affordable Housing 91.520(b)

Evaluation of the jurisdiction's progress in providing affordable housing, including the number and types of families served, the number of extremely low-income, low-income, moderate-income, and middle-income persons served.

	One-Year Goal	Actual
Number of Homeless households to be provided affordable housing units	2,041	2,151
Number of Non-Homeless households to be provided affordable housing units	0	0
Number of Special-Needs households to be provided affordable housing units	0	0
Total	2,041	2,151

Table 11 – Number of Households

	One-Year Goal	Actual
Number of households supported through Rental Assistance	27	0
Number of households supported through The Production of New Units	0	0
Number of households supported through Rehab of Existing Units	0	5
Number of households supported through Acquisition of Existing Units	3	1
Total	30	6

Table 12 – Number of Households Supported

Discuss the difference between goals and outcomes and problems encountered in meeting these goals.

Two (2) HOME Program projects were completed this program year. These projects were delayed to closing due to the Typhoon MAWAR. As reported in the PY22 CAPER Guam faced delayed completion/closing of (2) new construction affordable homes and have since been completed and sold to eligible low-income families.

Guam increases its facilities acquiring (3) multi-unit affordable rental properties, upon completion of rehabilitation plans this will bring online 27 affordable rental units through the CDBG AARU Project (2020).

Guam was able to bring online (5) affordable rental units located in Talofofo, in addition (1) of the AARU units remained occupied by eligible families. This allowed CDBGs assistance for affordable rental to assist (6) families in the year.

Discuss how these outcomes will impact future annual action plans.

The progress toward Guam's affordable housing goals aims to close the gap on access to Guam's unaffordable housing gap. Guam will continue to work on projects that support this effort.

Include the number of extremely low-income, low-income, and moderate-income persons served by each activity where information on income by family size is required to determine the eligibility of the activity.

Number of Households Served	CDBG Actual	HOME Actual	HTF Actual
Extremely Low-income	1	4	0
Low-income	0	0	
Moderate-income	0	0	
Total	1	4	

Table 13 – Number of Households Served

Narrative Information

The actual figures in the above Table-13 reflecting zero does not justify Guam’s progress toward addressing the need of affordable housing. In year one of Guam’s 2020-2024 ConPlan Guam proposed the Acquisition of Affordable Rental Units (AARU). The proposed project successfully carried out three activities which acquired multi-units in three different sites in Guam. The acquisition of the units with CDBG funds (in some sites leveraged with HOME and other federal funds (Emergency Rental Assistance 2, ERA2) allowed GHURA to progress to its year-1 proposed goal. Reporting successful progress of acquisition of such units is not reflected due to the constraints of the reporting system. Through guidance by Guam’s field office, Guam remains in constant reporting to the field office of the steady progress to the next phase of rehabilitation of these units. Actual figures will be reported during such reporting periods once sites have completed the rehabilitation phase and affordable rental units are occupied by eligible families.

CR-25 - Homeless and Other Special Needs 91.220(d, e); 91.320(d, e); 91.520(c)

Evaluate the jurisdiction's progress in meeting its specific objectives for reducing and ending homelessness through:

Reaching out to homeless persons (especially unsheltered persons) and assessing their individual needs

Reaching out to homeless persons (especially unsheltered persons) and assessing their individual needs

The local CoC conducts street outreach which primarily focuses on one goal: that of supporting persons experiencing homelessness to be rapidly rehoused and eventually obtain permanent housing. Outreaches are focused on connecting individuals to permanent housing solutions. Outreach logs and journals are maintained, and data is entered into the HMIS database.

Street outreach is conducted by project staff and volunteers at least once a week. The staff maintains an outreach log/journal to compile information about individuals/families who engaged and the information is entered into the HMIS database.

An assessment is done using VI SPDAT to determine the individual/household needs. When the homeless individual/household signs the HMIS form that gives consent to release their information, staff then shares relevant client information for referrals. The Coordinated Entry System staff make the referrals to appropriate programs that will meet their needs.

All interactions involving a homeless individual/household are entered in the Coordinated Entry System (CES). Through CES, service providers will respond to facilitate housing placement options and access to support services through case management.

Direct referrals may be initiated and followed up with providers of specific target populations. Case management is provided to program participants by review of the case file and ensure documentation is complete or if additional documents are needed.

Staff conducts follow up with clients to ensure any additional needs or services are addressed. Outreach

workers usually conduct street outreach in the villages identified during the Point-In-Time count with the highest number of unsheltered or street homeless.

The CoC Incorporated Trauma-Informed Care (TIC) in outreaches. TIC is an essential approach when engaging with individuals experiencing homelessness, particularly those who are unsheltered. Homelessness is often intertwined with traumatic experiences such as abuse, neglect, or the challenges of survival on the streets. Integrating TIC principles into outreach ensures that services are delivered in a way that acknowledges and minimizes the impact of trauma, fostering trust and safety for clients. Coordination with other service providers to reduce the need for clients to recount their stories multiple times, which can retraumatize them, are being practiced. Outreach workers clearly explain consent processes and ensure individuals feel safe in sharing their information.

Addressing the emergency shelter and transitional housing needs of homeless persons

The Coordinated Entry System is utilized for referrals. Guam CoC also practices the “No Wrong Door Policy.” Referrals are sent for Emergency Solutions Grant (ESG) Rapid Rehousing (RRH) and Homeless Prevention (HP) and Emergency Housing Voucher (EHV). All Continuum of Care (CoC) funded programs also receive referrals from CES. If a person has a disability, referrals are done to appropriate programs that provide housing to persons with disabilities. Chronic homeless individuals/Persons with disabilities, elderly and frail, families with children are prioritized for placement. The goal is rapid placement of households with long term of homelessness.

Guam will increase the rate that homeless persons residing in emergency shelter (ES) which is locally funded, transitional housing (TH), and rapid rehousing (PH-RRH) exit to permanent housing destinations by providing case management to help families locate/secure housing and to address barriers to maintain housing.

The homeless persons with disabilities who need longer support from mental health and substance abuse service providers will be referred to Permanent Supportive Housing programs such as Housing Choice Voucher’s Mainstream Program and Near Elderly Disabled, Elderly and/ or Public Housing.

For persons without disability but cannot afford to rent due to limited income or at risk of becoming homeless the CES refer to the ESG Rapid Re Housing or Homeless Prevention if they have arrears in rental or utilities. For those who lack the necessary resources to obtain housing on their own, the CoC will work towards placement in subsidized housing such as EHV, HCV or public housing. Individuals and families are also connected to mainstream services to include job training, job search, education services, and application for SSDI. The CoC will increase the rate of homeless persons in permanent housing projects to achieve housing stability and/or exit to more permanent housing destinations such

as HCV or Public Housing by ensuring that PSH participants continue to receive supportive services. Rapid response teams are deployed to address housing disruptions such as those who are experiencing relapses. Program staff also works closely with landlords to avert evictions. Projects work to eliminate barriers to housing stability by linking participants to job training/placement or application for SSDI. If termination is inevitable, projects will exhaust all options for permanent housing placement. The CoC's Strategic Planning Committee and GHURA as the Collaborative Applicant (CA) of the CoC will be responsible for overseeing the CoC's strategy to increase the rate households retain their permanent housing or exit to permanent housing destinations. By combining immediate relief with targeted, supportive services and long-term housing strategies, Guam can more effectively meet the emergency shelter and transitional housing needs of homeless individuals and families, fostering a pathway to stability and self-sufficiency.

Helping low-income individuals and families avoid becoming homeless, especially extremely low-income individuals and families and those who are: likely to become homeless after being discharged from publicly funded institutions and systems of care (such as health care facilities, mental health facilities, foster care and other youth facilities, and corrections programs and institutions); and, receiving assistance from public or private agencies that address housing, health, social services, employment, education, or youth needs

Guam has Homeless Prevention (HP) programs which aim to assist individuals and families who are at risk of becoming homeless, these programs aim to provide financial assistance for rental and utilities arrears. Other support services and case management that are provided are adapted for the families. This could include counseling, jobs training assistance and household budgeting. Caseworkers develop an Individualized Service Plan (ISP) that will best assist the family achieve self-sufficiency with focused goals to avoid being homeless again. Caseworkers may include other service providers in the case management of the client, including school social workers, to ensure that the needs of school-age children in the household are addressed. The ones who are employed are supported to retain employment by providing other support services. If housing is subsidized and stable, the individual is connected to mainstream benefits to supplement their income. Some service providers encourage clients to attend job fairs to obtain jobs, in addition to direct job search. The Department of Labor American Job Center has also redesigned skill training opportunities through apprenticeships that would solidify an individual's skills and increase employment marketability. The Guam Community College (GCC) has also implemented a 'boot camp' for the trades and is focused on those unemployed with no skills. The boot camp introduces various trades such as construction and plumbing with the goal of identifying a specific trade to pursue further through training and apprenticeship. Additionally, GCC partnered with employers to fill the positions critical to military buildup. The Employment Empowerment Initiative helps in educating, inspiring & empowering Guam's youth, and families to change their lives for the better and eventually be self-sufficient.

Helping homeless persons (especially chronically homeless individuals and families, families with children, veterans and their families, and unaccompanied youth) make the transition to permanent housing and independent living, including shortening the period of time that individuals and families experience homelessness, facilitating access for homeless individuals and families to affordable housing units, and preventing individuals and families who were recently homeless from becoming homeless again

<p dir="ltr">Guam commits to the Housing First approach with emphasis on the following: 1) housing placement rates, 2) prioritizing unsheltered clients for housing, 3) prioritizing persons with little to no income & 4) housing retention. During the FY 2024 CoC competition, 100% of CoC funded projects are using the Housing First Approach that prioritize rapid placement and stabilization in permanent housing and do not require service participation or preconditions of program participants. This process expedites the transition from the streets to permanent housing and independent living, including shortening the period that persons experiencing homelessness to access permanent housing programs through the CoC's permanent supportive housing and eventually referred to public housing, Housing Choice Voucher's NED, and Mainstream programs and HUDVASH for veterans. The provision of case management helps to improve the homeless situation by assisting them to apply for mainstream benefits and services. All homeless providers and community partners who incorporate case management services within their respective organization includes a process for connecting unemployed or low-income clients to mainstream benefits such as TANF, SNAP, Medicaid, and state-funded Medically Indigent Program a state funded health insurance, and coordinated with the Social Security Administration for eligibility due to age or disability. These resources serve to provide financial assistance for basic needs and medical needs as other services are navigated. Caseworkers generally have primary responsibility for initiating this connection, including assisting to obtain documents necessary to establish eligibility and assisting in completing the application form. For individuals who may be ineligible for federally funded mainstream benefits, the Social Worker/Caseworker assists to connect the individual to state-funded or community-based services. Community outreaches which often include an array of service providers has been effective in reconnecting the homeless to services. The welfare benefits and support services help the homeless to attain housing that will prevent them from becoming homeless again. </p><p dir="ltr"> </p>

CR-30 - Public Housing 91.220(h); 91.320(j)

Actions taken to address the needs of public housing

The Emergency Rental Assistance (ERA) Program, administered by the Department of Administration (DOA) is in cycle 6 and remains open to date. The ERAP was expanded to provide broader rental and utility assistance fostering housing stability throughout Guam's communities. Most Public Housing residents participating in the program have reached their maximum assistance however, few families still submit continuance. GHURA's Public Housing Management continues to encourage residents to pursue program participation for rental and utility payments. AMP Managers work with families in timely submission of required documents; rental counseling and if appropriate, utilize repayment plans.

In May 2023, Guam was hit by Typhoon Mawar, causing island wide power outages and limited government services. GHURA's Management team implemented temporary policies to assist Public Housing applicants by providing extended timelines for submission of required documents. The policy was to prevent delays in housing families but also assisted GHURA in meeting occupancy standards. The extended timelines for families remain in effect today.

To better serve our Public Housing residents, a survey was developed and distributed to our residents to obtain a better understanding of their interests and/or needs. The outcome revealed that residents were interested in ensuring their children were up to date with immunizations to ensure enrollment in school. As a result, there were coordination activities with the Department of Public Health and Social Services (DPHSS) for Health Fairs.

GHURA's Public Housing Management team continues to promote community engagement with private and non-profit organizations throughout the year. Residents are provided the opportunity to participate in employment workshops, health fairs, early childhood; after school programs for youths; financial literacy training and more. GHURA will continue to promote on-going opportunities for our families.

Actions taken to encourage public housing residents to become more involved in management and participate in homeownership

Critical areas of concern for GHURA's Public Housing Management team, include educational opportunities for our residents in managing the day-to-day care of their unit needs, housekeeping and

other lease requirements to ensure continued program participation. As a result, the first of many Renters 101 courses was held this year for recommended families. Although targeted families are identified for the initial sessions, the plan is to expand the service to all residents to ensure their continued participation in the program.

Actions taken to provide assistance to troubled PHAs

GHURA is Guam's only Public Housing Authority. Guam is not a troubled PHA.

CR-35 - Other Actions 91.220(j)-(k); 91.320(i)-(j)

Actions taken to remove or ameliorate the negative effects of public policies that serve as barriers to affordable housing such as land use controls, tax policies affecting land, zoning ordinances, building codes, fees and charges, growth limitations, and policies affecting the return on residential investment. 91.220 (j); 91.320 (i)

Guam continues to work with the CoC and others to assist those individuals experiencing homelessness to obtain Guam identification cards for those who are certified homeless.

During this reporting period Guam maintained its course of action to acquire more affordable rental properties for low/moderate income families. These actions are still on-going at the end of this reporting period, with regard to the rehabilitation construction of the acquired affordable rental properties. Upon completion of, in the next year, Guam hopes to report 21 new affordable rental units in Yigo and additional 6 in Agana Heights.

GHURA moved to accept American Rescue Plan funds in effort to acquire and develop more affordable housing and Guam's new medical hospital.

GHURA's Executive Director and Deputy Director occupy roles on several committees whose companion objectives are to address the impacts of regulatory or policy on affordable housing (and indeed housing overall). A planned housing summit in January 2024 will include the discussion of legislative and executive branch proposals to address barriers and impediments to housing development.

Actions taken to address obstacles to meeting underserved needs. 91.220(k); 91.320(j)

Guam and the

CoC continued to support programs that serve victims of domestic violence, and the Housing First Rental Assistance program, which prioritizes chronically homeless individuals and families with disabilities. The CoC practices the Housing First approach and no wrong door policy.

CDBG's Public Services programs assisted the following underserved populations: The Lighthouse Recovery Center provided treatment to men in recovery from substance abuse; the Family Services Center provided homeless prevention and rapid rehousing, under Emergency Solutions Grant; the Homeless Management Information System captured important data of persons served through various homeless programs; Manelu provided work readiness and family enrichment programs. Although plans in place continuously supported GUAM's proposed projects, efforts continued toward goals identified in GUAM's Annual Action Plan.

Actions taken to reduce lead-based paint hazards. 91.220(k); 91.320(j)

GHURA continues to exercise LBP procedures in the same manner it has previously reported. During project planning, meetings for prospective sites regulations are reviewed to ensure safety and compliance.

Planning and procedures are in place to determine if a site has the presence of LBP. All procurement and proper safety planning regarding the work involving the testing, abatement or encapsulation is contracted by the proper authorities and a hazard waste contractor. Staff is reminded and educated that Lead Based Paint (LBP) shall be removed and disposed of in accordance with 40 CFR Part 745.227.

In addition, any waste generated from the disturbance of these surfaces may be regulated by the EPA as hazardous waste. It is recommended that a representative sample of the waste be analyzed for proper hazardous (or non hazardous) characterization. If the waste stream is deemed hazardous, it must be disposed of at an EPA approved site. If the waste stream is found nonhazardous, it can be disposed of as construction debris. The contractor provides certification of LBP material disposal to GHURA. Closeout documents for LBP certification requirements are required. The contractor shall hire an independent third party inspector to determine the presence (or absence) of LBP and ensure the work is completed and free from LBP contamination. The independent third-party inspector shall be EPA certified and licensed to conduct such activities pursuant of 40 CFR Part 745.227.

For those program years, GHURA had performed all necessary LBP testing on any site prior to NTP or work on such site. Determination of no presence of lead at these sites were reported findings.

In this reporting year Guam completed Risk Base Technical Assistance on this subject matter ultimately ensuring formality and uniformity locally in line with national standards. A new LBP procurement, checklist and policy is available upon request.

Actions taken to reduce the number of poverty-level families. 91.220(k); 91.320(j)

The number of persons and families living in poverty on Guam remains a concern to the government and the community. Resources and actions taken by Guam to address poverty included committing funds to local organizations that provided direct and indirect assistance to low and extremely low income families and special needs populations (including victims of domestic violence, adults with disabilities, and the homeless.) Services include housing related assistance, case management and supportive services, job training and education, and other services. Guam also shares guidance and strategic direction to working groups and collaborative efforts who address veteran homelessness and homeless families. Guam works in conjunction with community partners to address the goals of poverty reduction as stated in the current ConPlan.

Actions taken to develop institutional structure. 91.220(k); 91.320(j)

Guam's efforts to develop institutional structure with respect to affordable housing and homeless issues include membership in planning councils and various working groups. Specifically, Guam assists veteran groups to end homelessness, homeless individuals with disabilities, and survivors of domestic violence. Guam also participates in strategic planning of the CoC and assists with their annual gap analysis. Guam's CPD Division provides technical assistance training to CDBG, ESG and HOME subrecipients and prospective subrecipients, as well as to prospective applicants for LIHTC and the Section 108 programs. Internally, the agency dedicates resources to enhancing the skills of its staff through ongoing professional development and training.

GHURA is a standing member of the Guam Homeless Coalition and the Guam Developmental Disabilities Council Advisory Cmte. GHURA's Deputy Director Co-Chairs the Guam Civilian-Military Subcommittee on Housing. GHURA's financial management staff are members of the Association of Government Accountants (AGA). GHURA staff of S8, PH, CD, AE, and RPE in Py23 have been certified in NSPIRE. GHURA is increasing the number of staff conducting environmental review assessments. A pair of CD staff attended formal Building HOME training in Py23. RPE and CD attend monthly timeliness meetings with HUD's Senior CPD Representative and the quarterly CPD Coordinator's Meetings. RPE staff have attended in-person Written Agreements, Building a Monitoring Plan, CoC and ESG training as of December 2024.

From May 2023 to May 2024, GHURA completed a series of policy and SOP updates and staff training to improve its management of fair housing issues. This process culminated in the successful completion of the terms of a Conciliation Agreement/Voluntary Compliance Agreement overseen by the HUD FHEO.

Actions taken to enhance coordination between public and private housing and social service agencies. 91.220(k); 91.320(j)

Guam continues to collaborate regularly with public and private entities to better address housing and community development initiatives. Organizations and institutions involved include the following: Catholic Social Services, Core Tech., Dept. of Public Health and Social Services, Guam Alternative Lifestyle Association, Guam Behavioral Health and Wellness Center, Dept. of Revenue and Taxation, Micronesia Legal Services Corp.; Guam Legal Services Corp.- Disability Law Center, Guam Dept. of Parks and Recreation, Guam Police Department, Mayor's Council of Guam, GUMA Mami, Manelu, Micronesian Resource Center, Sanctuary Guam Inc., The Salvation Army, University of Guam, US Dept. of Veterans Affairs, Victim Advocates Reaching Out and WestCare Pacific Islands. The CoC has other programs where eligibility isn't based on being a victim of domestic violence or sexual assault; for instance, Guma Manhoben that serves youth or Y Jahame that serves individuals/families with priority given to those with the longest histories of homelessness. In addition to these partnerships with the community other programs that addressed the community preparation and response to COVID19

were supported through this reporting period.

Identify actions taken to overcome the effects of any impediments identified in the jurisdictions analysis of impediments to fair housing choice. 91.520(a)

The Coordinator fields individual inquiries from the public, GHURA staff and others seeking guidance or information on the nature of Fair Housing coverage, the protected classes, assistance to file complaints, and options on how to file complaints. During this reporting period no formal complaints were filed with the Fair Housing Coordinator/ Guam. Training was planned for the third quarter of the reporting period, however, unexpected circumstances prevented Guam/GHURA from fulfilling them. Training is planned for the coming program year. Future training is largely expected to be conducted online, in keeping with reduced contact protocols established and improved since the onset of the Covid pandemic.

Guam continues to address impediments to fair housing, lack of information and understanding of fair housing regulations. Guam's Fair Housing Coordinator schedules and arranges Fair Housing basic training for GHURA staff, organizations, and landlords. Organizations include service organizations providing housing and housing assistance (search and placement) to Guam's homeless. Property managers of developer-assisted housing through the Low Income Housing Tax Credit Program and island real estate professionals are also routine participants in Fair Housing training.

CR-40 - Monitoring 91.220 and 91.230

Describe the standards and procedures used to monitor activities carried out in furtherance of the plan and used to ensure long-term compliance with requirements of the programs involved, including minority business outreach and the comprehensive planning requirements

Citizen Participation Plan 91.105(d); 91.115(d)

Describe the efforts to provide citizens with reasonable notice and an opportunity to comment on performance reports.

Guam adheres to its Citizen Participation Plan which outlines the process for citizens to participate and comment on reports. During the reporting year, Guam had no substantial amendments to its Citizen Participation Plan. Public Comment for this CAPER is published from November 11, 2024 through December 12, 2024. Upon request this report can be provided to Limited English Proficient persons (LEP) speaking languages or people with disabilities. Request accommodations for languages other than english, including information for persons with disabilities on accessing virtual meetings please reach GHURA's Research, Planning, and Evaluation Division at 671-475-1322 or rpe@ghura.org. The public hearing for comments is scheduled for November 26, 2024 at 10:30AM. This section will be revised to include comments following the comment period after December 12, 2024. Please refer to attachments for Citizen Participation records.(11.10.2024)

REV. 12.13.2024: This section has been updated on December 13, 2024 to report that the Authority has concluded its CP process to include a 30-day comment period and a public briefing. During this period no comments were received.

CR-45 - CDBG 91.520(c)

Specify the nature of, and reasons for, any changes in the jurisdiction's program objectives and indications of how the jurisdiction would change its programs as a result of its experiences.

During the reporting year, Guam continued to administer and close out remaining CV funds among the various Public Service Activities. This program year Guam continued to work through identified increased costs of those public facilities projects awarded over the current CONPLAN. Factors the shutdown due to COVID, Labor, whereas materials far exceeded the initial contract prices or were just not available. These issues capped with the skilled labor shortage made for a very challenging period for both the Authority and its need to address the community need and the contractors tasks to execute projects. During this program year the Agency faced many procurement issues which ultimately factored the delay in award or progress of such PFI activities. Guam continues to focus on BABA requirements and allowable waivers to assist in continuing progress with the new construction.

Following the 2023 Typhoon MAWAR which exacerbated the already slowed progress of many of the CPD program activities. This disaster required Guam to reassess its projects and viable construction capacity and determined the reprogramming of funds to Acquire and Rehabilitate a commercial storage building into a Public Facility & Infrastructure project, the Acquisition of Homeless Shelter. Planning and coordination focused on the rehabilitation of acquired structures to allow for use as a drop in homeless shelter.

Additionally, Guam improved its policies and procedures through the RBTA with HUD in July 2023, this effort will assist Guam in addressing changes in future experiences.

Does this Jurisdiction have any open Brownfields Economic Development Initiative (BEDI) grants?

No

[BEDI grantees] Describe accomplishments and program outcomes during the last year.

CR-50 - HOME 24 CFR 91.520(d)

Include the results of on-site inspections of affordable rental housing assisted under the program to determine compliance with housing codes and other applicable regulations

Please list those projects that should have been inspected on-site this program year based upon the schedule in 24 CFR §92.504(d). Indicate which of these were inspected and a summary of issues that were detected during the inspection. For those that were not inspected, please indicate the reason and how you will remedy the situation.

From July 29 to August 2, 2024, Guam was provided with Risk-based Technical Assistance (RBTA) for all program staff. The RBTA allowed guidance to key staff to address and resolve past monitoring findings, improve performance and strengthen program execution.

GHURA's HOME Program was monitored for compliance by the HUD Honolulu Field Office in June 2023. Actions taken to address and ensure compliance, monitor and report on the accomplishments were discussed and strengthened.

Guam worked to close monitoring deficiencies that were addressed in the HUD FY2024 Risk-based Technical Assistance September 27, 2024, or continue to work with the field office through the close of the program year.

Additional reporting for monitoring, in February 2023 HUD ACA Report HUD identified rental housing activities for which Guam needed to conduct on-site inspections. These activities include five (5) completed HOME rental housing activities still within their HOME affordability periods. Guam needs to conduct on-site inspections every three (3) years on rental housing activities during the affordability period. Technical assistance is ongoing as-needed. Having completed training on Building a Monitoring Plan, RPE staff will incorporate HOME rental and CDBG properties into an SOP. AE will conduct the physical inspections, RPE the programmatic.

Upon the completion of the rehabilitation of the Mangilao complex, RPE staff completed the training for Isla Apartment property management staff in Py23. Caridad Social Service continues to operate the Mangilao and Mongmong Caridad Apartment facilities serving low income and persons with disabilities.

Provide an assessment of the jurisdiction's affirmative marketing actions for HOME units. 24 CFR 91.520(e) and 24 CFR 92.351(a)

To boost awareness and engagement, a comprehensive affirmative marketing campaign was launched

targeting diverse community sectors. The strategy included a blend of social media, hard copy materials, emails and networking with community partners.

Press Release and social media: The campaign utilized platforms like a radio and print press release, Facebook and Instagram to reach a broad audience. Creative posts, eye-catching graphics, and engaging content were designed to highlight the programs and invite community participation.

Hard Copy Materials: Flyers were distributed to key local businesses and organizations. These included churches, mom-and-pop stores, and hardware stores. The materials featured clear, impactful messaging and were designed to capture attention quickly. They were hand-delivered and posted in some establishments for maximum reach.

Website and Email Flyers: The website has been updated and program application is now online. The email campaign targeted government offices, the Mayor's Council of Guam and community groups. The content emphasized the campaign's goals and provided easy-to-follow instructions for participation.

Networking - Continual meetings with community partners are held to promote new program designs and explore additional forms of assistance that could be integrated with existing programs. Meetings include lenders, government and federal agencies.

Overall, the multi-channel approach ensured a broad and effective reach, engaging a wide array of community members.

Translation of all materials and other assistance to provide information on such marketing is available, as inquired. Additionally, Guam has recognized conducting affirmative marketing to attract under-represented protected class groups, analyze application and participation rates by race, ethnicity, gender of head of householder and disability to determine if additional affirmative marketing is needed. This has been addressed in the recent monitoring close out. Guam is working to create processes to capture and report on the number of affirmative marketing actions conducted annually.

Refer to IDIS reports to describe the amount and use of program income for projects, including the number of projects and owner and tenant characteristics

For this CAPER reporting period \$0 program income was drawn (during the period 10.01.2023 to 09.30.2024). Total PI report at the start of the PY was \$1,759,268.59 with funds received during this period reported at \$177,912.87.

Describe other actions taken to foster and maintain affordable housing. 24 CFR 91.220(k) (STATES ONLY: Including the coordination of LIHTC with the development of affordable housing). 24 CFR 91.320(j)

GHURA's HOME Program and LIHTC Program continues to foster and maintain affordable housing by providing affordable units for rent and/or purchase.

HOME Program:

HOME programs were redesigned to better support first-time homebuyers and existing homeowners. This redesign was driven by the need to increase subsidies for HOME eligible applicants as a result of rising housing market conditions. Additionally, the Housing Trust Fund (HTF) and HOME American Rescue Program (HOME ARP) have been launched through an agreement with WestCare Pacific Islands. The HTF agreement allocated both the 2022 and 2023 HTF funds, along with a commitment of funds from the 2020 HOME Investment Partnerships Program. HOME ARP has allocated the entire award of \$3,800,000.00.

The following local programs are reported:

Renewal Affordable Homes program was redesigned to offer a total of 30% subsidy off purchase or build prices. This subsidy is a 10% increase for the program. This first time Homebuyer funded by the HOME Investment Partnerships Program closed 2 families for this period. In addition, 3 families are in process for a purchase of a home partnering with USDA. Marketing efforts resulted in over 200 applications within a 3-month time frame for this period. The annual monitoring for this program confirmed principal residence for 60 units assisted with HOME funds. The program is processing 2 units for foreclosure which will be renovated and sold to HOME eligible families. Lastly, 22 mortgages initially financed with HOME funds under Habitat for Humanity of Guam were processed to transfer the servicing to GHURA.

Homeowner Rehabilitation This program was redesigned to offer increased subsidies to HOME eligible families and a deeper subsidy for families less than 50% area median. A total of 5 families are currently being reviewed for the period.

Housing Trust Fund Agreement executed June 17, 2024. The program will commence with a 4-unit apartment complex in Agana Heights as its first identified project. The funds will be used for both the renovation and operation of the complex, which will support households with incomes at or below 30%

of the area median income.

HOME American Rescue Program Agreement executed July 11, 2024. The funds under this program have been allocated to WestCare Pacific Islands. A project has not been identified. The program will provide additional rental units to assist veterans as well as other qualifying populations.

LIHTC Program:

In late 2023, Summer Vista completed construction of 96 affordable housing units and all units have been placed in service as of 2024. UPCS and compliance monitoring were also conducted in 2023 and 2024, the following properties were inspected: Ironwood Heights I and II, Ironwood Glen, Summer Town Estates and Ironwood Villa Del Mar. Also in mid-2024, the LIHTC application cycle was initiated with the process to be completed by December 2024.

CR-56 - HTF 91.520(h)

Describe the extent to which the grantee complied with its approved HTF allocation plan and the requirements of 24 CFR part 93.

As stated in section CR-50, the Housing Trust Fund Agreement executed June 17, 2024. The program will commence with a 4-unit apartment complex in Agana Heights as its first identified project. The funds will be used for both the renovation and operation of the complex, which will support households with incomes at or below 30% of the area median income. *Accomplishment reporting for this project will be reported in the next reporting period, concurrent to the project timeline and reporting requirements.

Relative to HTF, GHURA will ensure compliance with VAWA Reporting, which will address VAWA reporting on emergency transfers requested pertaining to victims of domestic violence, dating violence, sexual assault, or stalking, including data on the outcomes of such request.

Tenure Type	0 – 30% AMI	0% of 30+ to poverty line (when poverty line is higher than 30% AMI)	% of the higher of 30+ AMI or poverty line to 50% AMI	Total Occupied Units	Units Completed, Not Occupied	Total Completed Units
Rental	0	0	0	0	0	0
Homebuyer	0	0	0	0	0	0

Table 15 - CR-56 HTF Units in HTF activities completed during the period

CR-58 – Section 3

Identify the number of individuals assisted and the types of assistance provided

Total Labor Hours	CDBG	HOME	ESG	HOPWA	HTF
Total Number of Activities	3	0	0	0	0
Total Labor Hours	0				
Total Section 3 Worker Hours	0				
Total Targeted Section 3 Worker Hours	0				

Table 14 – Total Labor Hours

Qualitative Efforts - Number of Activities by Program	CDBG	HOME	ESG	HOPWA	HTF
Outreach efforts to generate job applicants who are Public Housing Targeted Workers					
Outreach efforts to generate job applicants who are Other Funding Targeted Workers.					
Direct, on-the job training (including apprenticeships).					
Indirect training such as arranging for, contracting for, or paying tuition for, off-site training.					
Technical assistance to help Section 3 workers compete for jobs (e.g., resume assistance, coaching).					
Outreach efforts to identify and secure bids from Section 3 business concerns.					
Technical assistance to help Section 3 business concerns understand and bid on contracts.					
Division of contracts into smaller jobs to facilitate participation by Section 3 business concerns.					
Provided or connected residents with assistance in seeking employment including: drafting resumes, preparing for interviews, finding job opportunities, connecting residents to job placement services.					
Held one or more job fairs.					
Provided or connected residents with supportive services that can provide direct services or referrals.					
Provided or connected residents with supportive services that provide one or more of the following: work readiness health screenings, interview clothing, uniforms, test fees, transportation.					
Assisted residents with finding child care.					
Assisted residents to apply for, or attend community college or a four year educational institution.					
Assisted residents to apply for, or attend vocational/technical training.					
Assisted residents to obtain financial literacy training and/or coaching.					
Bonding assistance, guaranties, or other efforts to support viable bids from Section 3 business concerns.					
Provided or connected residents with training on computer use or online technologies.					
Promoting the use of a business registry designed to create opportunities for disadvantaged and small businesses.					
Outreach, engagement, or referrals with the state one-stop system, as designed in Section 121(e)(2) of the Workforce Innovation and Opportunity Act.					

Other.					
--------	--	--	--	--	--

Table 15 – Qualitative Efforts - Number of Activities by Program

Narrative


During this reporting period (10/1/2023-9/30/2024) Guam’s on-going or continuing projects remain under the old rule, prior to 11/30/2020. New projects in the upcoming program year and years to follow will be reported on under the new rule. At this time no new rule reporting is included for this section.

CR75 Expenditures Section: Regulation Citation(s): 24 C.F.R. Â§ 91.520(g) Type of Plan Entitlement Consortia Lead Consortia Participant State Regional Lead Regional Participant Applicable. NOTE: Starting with all 2019 CAPER submissions, ESG recipients should not complete any of the data tables on the CR-75 screen, but should instead submit all data via Sage.

Attachment

UPLOADED FILE CAPER PY2023 Certification and Public Comment

**CONSOLIDATED ANNUAL PERFORMANCE
AND EVALUATION REPORT (CAPER)**

Report Period: 10-1-2023 through 09-30-2024	Name and Address of Grantee: Guam, Government of Guam c/o Guam Housing and Urban Renewal Authority 117 Blen Venida Avenue Sinajana, Guam 96910
Grant: Community Development Block Grant (CDBG), HOME Investment Partnerships Grant (HOME), Emergency Solutions Grant (ESG) and Housing Trust Fund Grant (HTF)	
<p>The grantee's authorized representative certifies that:</p> <ol style="list-style-type: none"> 1. To the best of his/her knowledge and belief the data in this report was true and correct as of the date of the report. 2. The records described in 24 CFR 570.506, 24 CFR 92.508, 24 CFR 93.407, 24 CFR 574.530, and 24 CFR 576.500, as applicable, are being maintained and will be made available upon request. 3. Activities have been carried out in compliance with the certifications submitted with the application, and future activities will be carried out in compliance with the certifications. 	
Name and Title of Authorized Representative <small>(Type/Print)</small> Lourdes A. Leon Guerrero, Governor of Guam	Telephone: 671-472-8931
Signature of Authorized Representative 	Date: 12/30/2024

LIFESTYLE

GVB brings CHamoru flavors to Seoul at 'Taste of Guam Night'

Pacific Daily News

The Guam Visitors Bureau brought the flavors of CHamoru cuisine to Seoul with "Taste of Guam Night," an exclusive culinary showcase held on Nov. 13 at The Class Chongdam. GVB said in a Nov. 21 press release.

GVB said the event celebrated the rich flavors, techniques, and traditions of CHamoru cooking, offering over 120 distinguished guests an immersive journey into Guam's gastronomic heritage.

Adding star power to the evening were acclaimed Korean chef Choi Hyun Seok, renowned for his appearance in Nextipia's "Culinary Class Wars," and actor Baek Sung Hyun, the master of ceremony.

GVB said it featured internationally renowned chef Peter T.C. Duenas, owner of Meskita CHamoru Fusion Bistro, and chef Darwin Arzola to showcase Guam's culinary excellence.

Guests indulged in an array of CHamoru dishes, including two variations of kelaguen (fish and shrimp), CHamoru BBQ, fried whole fish (kadiyu style), smoked pork, red rice, a tropical-inspired

COURTESY OF GUAM VISITORS BUREAU
Korean actor Baek Sung Hyun, master of ceremonies for the "Taste of Guam Night" in Seoul tries chicken kelaguen and silyasin made on-site by Guam chef Peter Duenas of Meskita CHamoru Fusion Bistro.

shrimp burger, and sweet treats like botefios aga' and latiya, GVB said.

"Chef Duenas captivated the audience with a live demonstration of shrimp kelaguen, sharing the cultural roots and history behind the dish," GVB added.

Eun Ho Sang, chairman of the GVB Korea Marketing Committee, was among those in attendance, along with media professionals, key travel industry partners, and social media influencers.

"This event was a meaningful opportunity to introduce CHamoru cuisine to the Korean market," GVB's Eun said in a statement.

"Through initiatives like the 'Taste of Guam' project and the recent launch of the Delicious Guam F&B Guidebook, we've been able to highlight Guam's culinary traditions and position the island as a unique destination for food and culture."



guampdn.com

Glass art workshop fundraiser on Dec. 14

Pacific Daily News

Artspace Gulhan, a nonprofit organization dedicated to promoting arts education and removing barriers to creativity, is hosting "In the Season for Mosaics," a hands-on glass art workshop fundraiser on Dec. 14.

Led by mosaic artist Mark Murer, participants will create their own latte stone-inspired mosaic piece while supporting Artspace Gulhan's mission to empower Guam's creative community.

The workshop will be held at the Guam Council on the Arts and Humanities Agency, CAHA, at DNA Building, 2nd Floor, 238 Archbishop FC Flores Street, Hagåtña from 9 a.m. to 12 p.m. on Saturday, Dec. 14.

This workshop is open to participants 18 years and older, with limited seating to ensure an engaging and guided experience.

The cost is \$100 per participant.

This includes a latte stone-shaped wooden artwork board (9.5" w x 14" h), all necessary mosaic materials and tools, and light refreshments.

Participants can participate in crafting vibrant mosaic art pieces and complete latte stone-inspired mosaics.

Tickets are available at mosaic-guam.eventbrite.com.

Early registration is encouraged as space is limited.

Proceeds from this event will directly support Artspace Gulhan's mission to provide accessible arts education and foster cultural and creative collaboration.

Artspace Gulhan envisions a vibrant community where artists and residents alike can explore and celebrate Guam's artistic and cultural heritage.

THE PACIFIC DAILY NEWS

16 Monday, November 25, 2024



GHURA

Guam Housing and Urban Renewal Authority
Alfonso Garcia Irujo Boulevard, Suite 100
117 San Vicente Avenue, San Jose, Guam 96910
Tel: (671) 477-8651 • Fax: (671) 305-7005 • TTY: (671) 473-0701



Lourdes A. Leon Guerrero
Governor of Guam

Joshua F. Taveris
Lt. Governor of Guam

NOTICE TO THE PUBLIC

Available for Public Review & Comment

Guam's Consolidated Annual Performance and Evaluation Report (CAPER) For the Program Year 2023

The Guam Housing and Urban Renewal Authority (GHURA) announces the availability of Guam's Program Year 2023 Consolidated Annual Performance and Evaluation Report (CAPER) for public review and comment. In accordance with 24 C.F.R. § 91.523 this performance report includes the performance activities described in the Program Year 2023 (FY2023) Annual Action Plan (AAP) or other concurrent activities with Guam's 2020-2024 Consolidated Plan.

The FY2023 CAPER describes the resources made available, the investment of available resources, the geographic distribution and location of investments, the families and persons assisted, the actions taken to affirmatively further fair housing, and other actions indicated in the AAP during this reporting period. For the period covering October 01, 2023 to September 30, 2024 this report highlights efforts and program activities funded from the U.S. Department of Housing and Urban Development, Office of Community Planning and Development - Community Development Block Grant (CDBG), HOME Investment Partnership Grant (HOME), the Emergency Solutions Grant (ESG), the Housing Trust Fund (HTF), and other programs such as the Continuum of Care Program Grant, Section 108, and LHFC.

The CAPER will be available electronically on GHURA's website at www.ghura.org.

GHURA is inviting the public to review and comment on the FY2023 CAPER until December 12, 2024. A public hearing will be held on Tuesday, November 26, 2024 at 10:30am at GHURA's Board of Commissioners Conference Room at the GHURA office at 117 San Vicente Ave., San Jose, Guam. Individuals or organizations wishing to comment on the CAPER are encouraged to do so by attending the public briefing or submitting written comments to GHURA drop box with notation of ATTN: HPSE Division, Senior Planner Alicia P. Aguin or by email to apaguin@ghura.org or via facsimile at 671-300-7005. All comments must be received no later than Thursday, December 12, 2024.

GHURA does not discriminate against persons with disabilities. GHURA will make necessary arrangements for persons with disabilities or special accommodations. If you should require any special accommodations, please contact the Section 504 Coordinator at 475-9851 or 472-3701 (TTY/TDD) or email at fbestwood@ghura.org. GHURA is an Equal Opportunity Employer.

/s/ Elizabeth Nagesh
Executive Director

This advertisement is paid with GHURA CDBG funds.

CLASSIFIEDS

Place an ad online TODAY!
 PDN Lobby Hours: Monday-Friday 8am-5pm
 Guampdn.com/Classifieds
 Or call (671)472-1PDN (1736)



Jobs
 Find a new job or career

Homes & Rentals
 Discover your new home

Auto
 Turn here for your next vehicle

Stuff
 Household, Furniture, Pets & Stuff

Super Classified Deals
 For all things to do, buy, rent, or sell. Package lists will load below.

Open To Buy, Buy, Sell, or Rent... \$500
 Rent To Own, Buy, Sell, or Rent... \$500
 Buy To Own, Buy, Sell, or Rent... \$500
 Rent To Buy, Buy, Sell, or Rent... \$500

Employment Classified Packages
 Package lists will load below.

Open To Buy, Buy, Sell, or Rent... \$500
 Buy To Own, Buy, Sell, or Rent... \$500
 Rent To Buy, Buy, Sell, or Rent... \$500

Real Estate Classified Packages
 Package lists will load below.

Open To Buy, Buy, Sell, or Rent... \$500
 Buy To Own, Buy, Sell, or Rent... \$500
 Rent To Buy, Buy, Sell, or Rent... \$500

Open Rate Liners
 All the various packages and rates listed below are available.

Private Party Open Rate Liner:
 \$14.95 per line per week for 10 lines or more
 \$19.95 per line per week for 20 lines or more
 \$24.95 per line per week for 30 lines or more
 \$29.95 per line per week for 40 lines or more
 \$34.95 per line per week for 50 lines or more
 \$39.95 per line per week for 60 lines or more
 \$44.95 per line per week for 70 lines or more
 \$49.95 per line per week for 80 lines or more
 \$54.95 per line per week for 90 lines or more
 \$59.95 per line per week for 100 lines or more

Optional Rate for Open Liners:
 Gold: \$24.95 - Bronze: \$19.95 - Silver: \$14.95

A Classifieds ad is not a legal document. It is only a notice of intent. It does not create a contract. It is only a notice of intent. It does not create a contract. It is only a notice of intent. It does not create a contract.

Online Classifieds at GuampDN.com

To place your ads, please:

- 1 Log onto GuampDN.com
- 2 Click on "Place an ad" under the Quick Links on the left blue side bar
- 3 Click on "Start Creating Your Ad Now"
- 4 Complete the form and Make Payment



GHURA
 Guam Housing and Urban Renewal Authority
 117 Ben Venido Avenue, Sanjona, Guam 96910
 Tel: (671) 477-6851 • Fax: (671) 300-7558 • TTY: (671) 472-3701

Lourdes A. Leon Guerrero
 Governor of Guam

Joshua F. Teasdale
 Lt. Governor of Guam

NOTICE TO THE PUBLIC Available for Public Review & Comment Guam's Consolidated Annual Performance and Evaluation Report (CAPER) For the Program Year 2023

The Guam Housing and Urban Renewal Authority (GHURA) announces the availability of Guam's Program Year 2023 Consolidated Annual Performance and Evaluation Report (CAPER) for public review and comment. In accordance with 24 C.F.R. § 91.520 this performance report includes the performance activities described in the Program Year 2023 (PY2023) Annual Action Plan (AAP) or other concurrent activities with Guam's 2020-2024 Consolidated Plan.

The PY2023 CAPER describes the resources made available, the investment of available resources, the geographic distribution and location of investments, the families and persons assisted, the actions taken to affirmatively further fair housing, and other actions indicated in the AAP during the reporting period. For the period covering October 01, 2023 to September 30, 2024 this report highlights efforts and program activities funded from the U.S. Department of Housing and Urban Development, Office of Community Planning and Development - Community Development Block Grant (CDBG), HOME Investment Partnerships Grant (HOME), the Emergency Solutions Grant (ESG), the Housing Trust Fund (HTF), and other programs such as the Continuum of Care Program Grant, Section 108, and LIHTC.

The CAPER will be available electronically on GHURA's website at www.ghura.org.

GHURA is inviting the public to review and comment on the PY2023 CAPER until December 12, 2024. A public hearing will be held on Tuesday, November 26, 2024 at 10:30am at GHURA's Board of Commissioners Conference Room at the GHURA office at 117 Ben Venido Ave., Sanjona, Guam. Individuals or organizations wishing to comment on the CAPER are encouraged to do so by attending the public hearing or submitting written comments to GHURA drop box with relation of ATTN: RP&E Division, Senior Planner Alicia P. Aguirre or by email to apaguiron@ghura.org or via facsimile at 671-300-7556. All comments must be received no later than Thursday, December 12, 2024.

GHURA does not discriminate against persons with disabilities. GHURA will make necessary arrangements for persons with disabilities or special accommodations. If you should require any special accommodations, please contact the Section 504 Coordinator at 475-8851 or 472-3701 (TTY/TDD) via email at hfoedev@ghura.org. GHURA is an Equal Opportunity Employer.

/s/ Elizabeth Nagell
 Executive Director

This advertisement is paid with GHURA CDBG funds.

Let the Pacific Daily News Classified **Work for You!**

PACIFIC DAILY NEWS
 guampdn.com

Call 472-1PDN. For More Information

12 Monday, November 11, 2024 THE PACIFIC DAILY NEWS guampdn.com

UPLOADED FILE CAPER PY2023 Attachments HOME APR

Annual Performance Report HOME Program

U.S. Department of Housing
and Urban Development
Office of Community Planning
and Development

OMB Approval No. 2506-0171
(exp. 09/30/2023)

The reporting burden for this collection of information is estimated to average 2.5 hours per response, including the time for reviewing instructions, searching existing data sources, gathering and maintaining the data needed, and completing and reviewing the collection of information. This agency may not conduct or sponsor, and a person is not required to respond to, a collection of information unless it displays a valid OMB control number.

The HOME statute imposes a significant number of data collection and reporting requirements. This includes information on assisted properties, on the owners or tenants of the properties, and on other programmatic areas. The information will be used: 1) to assist HOME participants in managing their programs; 2) to track performance of participants in meeting fund commitment and expenditure deadlines; 3) to permit HUD to determine whether each participant meets the HOME statutory income targeting and affordability requirements; and 4) to permit HUD to determine compliance with other statutory and regulatory program requirements. This data collection is authorized under Title II of the Cranston-Gonzalez National Affordable Housing Act or related authorities. Access to Federal grant funds is contingent on the reporting of certain project-specific data elements. Records of information collected will be maintained by the recipients of the assistance. Information on activities and expenditures of grant funds is public information and is generally available for disclosure. Recipients are responsible for ensuring confidentiality when public disclosure is not required.

This form is intended to collect numeric data to be aggregated nationally as a complement to data collected through the Cash and Management Information (CMI) System. Participants should enter this reporting period in the first block. The reporting period is October 1 to September 30. Instructions are included for each section if further explanation is needed.

Submit this form on or before December 31.	This report is for period (mm/dd/yyyy)		Date Submitted (mm/dd/yyyy)
Send one copy to the appropriate HUD Field Office and one copy to: HOME Program, Rm 1176, 451 7th Street, S.W., Washington D.C. 20410	Starting	Ending	
	October 01, 2023	September 30, 2024	10/15/2024

Part I Participant Identification

1. Participant Number 680202	2. Participant Name Guam Housing and Urban Renewal Authority (GHURA)		
3. Name of Person completing this report Fernando B. Esteves - Executive Director, Acting		4. Phone Number (Include Area Code) 671-475-1376	
5. Address 117 Bien Venida Ave.	6. City Sinajana	7. State Guam	8. Zip Code 96910

Part II Program Income

Enter the following program income amounts for the reporting period: in block 1, enter the balance on hand at the beginning; in block 2, enter the amount generated; in block 3, enter the amount expended; and in block 4, enter the amount for Tenant-Based rental Assistance.

1. Balance on hand at beginning of Reporting Period	2. Amount received during Reporting Period	3. Total amount expended during Reporting Period	4. Amount expended for Tenant-Based Rental Assistance	5. Balance on hand at end of Reporting Period (1 + 2 - 3) - 4
1,759,268.59	177,912.87	0	0	1,937,181.46

Part III Minority Business Enterprises (MBE) and Women Business Enterprises (WBE)

In the table below, indicate the number and dollar value of contracts for HOME projects completed during the reporting period.

	a. Total	Minority Business Enterprises (MBE)			f. White Non-Hispanic
		b. Alaska Native or American Indian	c. Asian or Pacific Islander	d. Black Non-Hispanic	
A. Contracts					
1. Number	0				
2. Dollar Amount	0				
B. Sub-Contracts					
1. Number	0				
2. Dollar Amount	0				
	a. Total	b. Women Business Enterprises (WBE)	c. Male		
C. Contracts					
1. Number	0				
2. Dollar Amount	0				
D. Sub-Contracts					
1. Number	0				
2. Dollar Amounts	0				

Part IV Minority Owners of Rental Property

In the table below, indicate the number of HOME assisted rental property owners and the total dollar amount of HOME funds in these rental properties assisted during the reporting period.

	a. Total	Minority Property Owners				f. White Non-Hispanic
		b. Alaska Native or American Indian	c. Asian or Pacific Islander	d. Black Non-Hispanic	e. Hispanic	
1. Number	0					
2. Dollar Amount	0					

Part V Relocation and Real Property Acquisition

Indicate the number of persons displaced, the cost of relocation payments, the number of parcels acquired, and the cost of acquisition. The data provided should reflect only displacements and acquisitions occurring during the reporting period.

	a. Number	b. Cost
1. Parcels Acquired	1	\$148,903.97
2. Businesses Displaced	0	0
3. Nonprofit Organizations Displaced	0	0
4. Households Temporarily Relocated, not Displaced	0	0

Households Displaced	a. Total	Minority Business Enterprises (MBE)				f. White Non-Hispanic
		b. Alaska Native or American Indian	c. Asian or Pacific Islander	d. Black Non-Hispanic	e. Hispanic	
5. Households Displaced - Number	0	0	0	0	0	0
6. Households Displaced - Cost	0	0	0	0	0	0

UPLOADED FILE CAPER PY23 PR26 CDBG CDBGCV CDBGAdjusted

	Office of Community Planning and Development	DATE: 12-19-24
	U.S. Department of Housing and Urban Development	TIME: 19:15
	Integrated Disbursement and Information System	PAGE: 1
	PR26 - CDBG Financial Summary Report	
	Program Year 2023 GUAM, GU	

PART I: SUMMARY OF CDBG RESOURCES	
01 UNEXPENDED CDBG FUNDS AT END OF PREVIOUS PROGRAM YEAR	0.00
02 ENTITLEMENT GRANT	3,185,755.00
03 SURPLUS URBAN RENEWAL	0.00
04 SECTION 108 GUARANTEED LOAN FUNDS	0.00
05 CURRENT YEAR PROGRAM INCOME	0.00
05a CURRENT YEAR SECTION 108 PROGRAM INCOME (FOR SI TYPE)	1,126,088.91
06 FUNDS RETURNED TO THE LINE-OF-CREDIT	0.00
06a FUNDS RETURNED TO THE LOCAL CDBG ACCOUNT	510,371.23
07 ADJUSTMENT TO COMPUTE TOTAL AVAILABLE	0.00
08 TOTAL AVAILABLE (SUM, LINES 01-07)	4,822,215.14
PART II: SUMMARY OF CDBG EXPENDITURES	
09 DISBURSEMENTS OTHER THAN SECTION 108 REPAYMENTS AND PLANNING/ADMINISTRATION	6,253,357.48
10 ADJUSTMENT TO COMPUTE TOTAL AMOUNT SUBJECT TO LOW/MOD BENEFIT	0.00
11 AMOUNT SUBJECT TO LOW/MOD BENEFIT (LINE 09 + LINE 10)	6,253,357.48
12 DISBURSED IN IDIS FOR PLANNING/ADMINISTRATION	268,339.17
13 DISBURSED IN IDIS FOR SECTION 108 REPAYMENTS	1,334,454.30
14 ADJUSTMENT TO COMPUTE TOTAL EXPENDITURES	0.00
15 TOTAL EXPENDITURES (SUM, LINES 11-14)	7,856,150.95
16 UNEXPENDED BALANCE (LINE 08 - LINE 15)	(3,033,935.81)
PART III: LOW/MOD BENEFIT THIS REPORTING PERIOD	
17 EXPENDED FOR LOW/MOD HOUSING IN SPECIAL AREAS	0.00
18 EXPENDED FOR LOW/MOD MULTI-UNIT HOUSING	0.00
19 DISBURSED FOR OTHER LOW/MOD ACTIVITIES	3,063,299.96
20 ADJUSTMENT TO COMPUTE TOTAL LOW/MOD CREDIT	0.00
21 TOTAL LOW/MOD CREDIT (SUM, LINES 17-20)	3,063,299.96
22 PERCENT LOW/MOD CREDIT (LINE 21/LINE 11)	48.99%
LOW/MOD BENEFIT FOR MULTI-YEAR CERTIFICATIONS	
23 PROGRAM YEARS(PY) COVERED IN CERTIFICATION	PY: PY:
24 CUMULATIVE NET EXPENDITURES SUBJECT TO LOW/MOD BENEFIT CALCULATION	0.00
25 CUMULATIVE EXPENDITURES BENEFITTING LOW/MOD PERSONS	0.00
26 PERCENT BENEFIT TO LOW/MOD PERSONS (LINE 25/LINE 24)	0.00%
PART IV: PUBLIC SERVICE (PS) CAP CALCULATIONS	
27 DISBURSED IN IDIS FOR PUBLIC SERVICES	330,150.69
28 PS UNLIQUIDATED OBLIGATIONS AT END OF CURRENT PROGRAM YEAR	0.00
29 PS UNLIQUIDATED OBLIGATIONS AT END OF PREVIOUS PROGRAM YEAR	0.00
30 ADJUSTMENT TO COMPUTE TOTAL PS OBLIGATIONS	0.00
31 TOTAL PS OBLIGATIONS (LINE 27 + LINE 28 - LINE 29 + LINE 30)	330,150.69
32 ENTITLEMENT GRANT	3,185,755.00
33 PRIOR YEAR PROGRAM INCOME	857,533.84
34 ADJUSTMENT TO COMPUTE TOTAL SUBJECT TO PS CAP	0.00
35 TOTAL SUBJECT TO PS CAP (SUM, LINES 32-34)	4,043,288.84
36 PERCENT FUNDS OBLIGATED FOR PS ACTIVITIES (LINE 31/LINE 35)	8.17%
PART V: PLANNING AND ADMINISTRATION (PA) CAP	
37 DISBURSED IN IDIS FOR PLANNING/ADMINISTRATION	268,339.17
38 PA UNLIQUIDATED OBLIGATIONS AT END OF CURRENT PROGRAM YEAR	0.00
39 PA UNLIQUIDATED OBLIGATIONS AT END OF PREVIOUS PROGRAM YEAR	0.00
40 ADJUSTMENT TO COMPUTE TOTAL PA OBLIGATIONS	0.00
41 TOTAL PA OBLIGATIONS (LINE 37 + LINE 38 - LINE 39 +LINE 40)	268,339.17
42 ENTITLEMENT GRANT	3,185,755.00
43 CURRENT YEAR PROGRAM INCOME	1,126,088.91
44 ADJUSTMENT TO COMPUTE TOTAL SUBJECT TO PA CAP	0.00
45 TOTAL SUBJECT TO PA CAP (SUM, LINES 42-44)	4,311,843.91
46 PERCENT FUNDS OBLIGATED FOR PA ACTIVITIES (LINE 41/LINE 45)	6.22%



LINE 17 DETAIL: ACTIVITIES TO CONSIDER IN DETERMINING THE AMOUNT TO ENTER ON LINE 17

No data returned for this view. This might be because the applied filter excludes all data.

LINE 18 DETAIL: ACTIVITIES TO CONSIDER IN DETERMINING THE AMOUNT TO ENTER ON LINE 18

Plan Year	IDIS Project	IDIS Activity	Activity Name	Matrix Code	National Objective	Drawn Amount
2020	8	888	2020/3-3 CDBG/PFI/AARU (YJGO 21UH8)	14G	LMH	\$2,335,604.52
				14G	Matrix Code	\$2,335,604.52
Total						\$2,335,604.52

LINE 19 DETAIL: ACTIVITIES INCLUDED IN THE COMPUTATION OF LINE 19

Plan Year	IDIS Project	IDIS Activity	Voucher Number	Activity Name	Matrix Code	National Objective	Drawn Amount
2018	2	811	6828308	Residential Treatment Center for Women	03B	LMC	\$38,900.54
2018	2	811	6830574	Residential Treatment Center for Women	03B	LMC	\$275.16
2018	2	811	6834431	Residential Treatment Center for Women	03B	LMC	\$713.74
2018	2	811	6845828	Residential Treatment Center for Women	03B	LMC	\$5,040.23
2018	2	811	6845840	Residential Treatment Center for Women	03B	LMC	\$7,058.27
2018	2	811	6859819	Residential Treatment Center for Women	03B	LMC	\$300,469.62
2018	2	811	6876783	Residential Treatment Center for Women	03B	LMC	\$295,377.30
2018	2	811	6890767	Residential Treatment Center for Women	03B	LMC	\$253,465.59
2018	2	811	6911595	Residential Treatment Center for Women	03B	LMC	\$17,000.00
2018	2	811	6912922	Residential Treatment Center for Women	03B	LMC	\$7,631.97
2018	2	811	6919005	Residential Treatment Center for Women	03B	LMC	\$4,696.84
2018	2	811	6924183	Residential Treatment Center for Women	03B	LMC	\$8,672.00
2018	2	811	6928592	Residential Treatment Center for Women	03B	LMC	\$260.65
2018	2	811	6931709	Residential Treatment Center for Women	03B	LMC	\$8,051.75
2018	2	811	6964104	Residential Treatment Center for Women	03B	LMC	\$5,115.71
					03B	Matrix Code	\$1,253,729.37
2022	15	883	6845828	2022/15 CDBG/PFI/Acquisition of Homeless Shelter	03C	LMC	\$72.09
2022	15	883	6845840	2022/15 CDBG/PFI/Acquisition of Homeless Shelter	03C	LMC	\$447.77
2022	15	883	6854477	2022/15 CDBG/PFI/Acquisition of Homeless Shelter	03C	LMC	\$849,102.52
2022	15	883	6879808	2022/15 CDBG/PFI/Acquisition of Homeless Shelter	03C	LMC	\$75.00
2022	15	883	6882239	2022/15 CDBG/PFI/Acquisition of Homeless Shelter	03C	LMC	\$993.00
2022	15	883	6941944	2022/15 CDBG/PFI/Acquisition of Homeless Shelter	03C	LMC	\$824.00
					03C	Matrix Code	\$851,514.38
2018	1	819	6834431	Central Community Arts Hall	03E	LMA	\$35.38
2018	1	819	6845828	Central Community Arts Hall	03E	LMA	\$356.16
2018	1	819	6845840	Central Community Arts Hall	03E	LMA	\$527.59
2018	1	819	6881067	Central Community Arts Hall	03E	LMA	\$431.66
2018	1	819	6882239	Central Community Arts Hall	03E	LMA	\$327.06
2018	1	819	6912922	Central Community Arts Hall	03E	LMA	\$945.66
2018	1	819	6924183	Central Community Arts Hall	03E	LMA	\$666.20
2018	1	819	6964104	Central Community Arts Hall	03E	LMA	\$133.47
2020	6	861	6834431	GPD Eastern Sub-Station Phase 1 (Site Acquisition and A/E) (2020)	03E	LMA	\$145.18
2020	6	861	6845828	GPD Eastern Sub-Station Phase 1 (Site Acquisition and A/E) (2020)	03E	LMA	\$824.95
2020	6	861	6845840	GPD Eastern Sub-Station Phase 1 (Site Acquisition and A/E) (2020)	03E	LMA	\$229.48
					03E	Matrix Code	\$4,622.79
2016	1	777	6834431	Rehabilitation of the Umatic Baseball Field (2016)	03F	LMA	\$34.37
					03F	Matrix Code	\$34.37
2021	10	890	6884404	2021/10 CDBG/PS/Homeless Management Information System (2021)	03T	LMC	\$29,287.00
2022	4	892	6896767	2022/4 CDBG/PS/Family Services Center	03T	LMC	\$20,481.77
2022	5	891	6884404	2022/5 CDBG/PS/Homeless Management Information System (2022)	03T	LMC	\$691.36
2022	5	891	6890167	2022/5 CDBG/PS/Homeless Management Information System (2022)	03T	LMC	\$15,295.35
2023	4	902	6928592	2023/4 CDBG/PS/Family Services Center	03T	LMC	\$20,351.98
2023	5	903	6913984	2023/5 CDBG/PS/Homeless Management Information System	03T	LMC	\$17,500.64
					03T	Matrix Code	\$103,608.10
2019	4	838	6821614	The Opportunity Initiative 2019	05D	LMC	\$11,979.56
2021	9	878	6854022	2021/9 The Opportunity Initiative	05D	LMC	\$18,544.47
2021	9	878	6869559	2021/9 The Opportunity Initiative	05D	LMC	\$7,400.93
2023	7	898	6915575	2023/7 CDBG/PS/Opportunity Initiative (2023)	05D	LMC	\$40,756.70
2023	7	898	6928592	2023/7 CDBG/PS/Opportunity Initiative (2023)	05D	LMC	\$13,264.23
2023	7	898	6945648	2023/7 CDBG/PS/Opportunity Initiative (2023)	05D	LMC	\$12,538.55



Office of Community Planning and Development
 U.S. Department of Housing and Urban Development
 Integrated Disbursement and Information System
 PR25 - CDBG Financial Summary Report
 Program Year 2023
 GUAM, GU

DATE: 12-19-24
 TIME: 19:15
 PAGE: 3

Plan Year	IDIS Project	IDIS Activity	Voucher Number	Activity Name	Matrix Code	National Objective	Drawn Amount
2022	3	884	6838979	2022/3 CDBG/PS/Lighthouse Recovery Center	05D	Matrix Code	\$104,484.44
2022	3	884	6845836	2022/3 CDBG/PS/Lighthouse Recovery Center	05F	LMC	\$60,862.14
2022	3	884	6859819	2022/3 CDBG/PS/Lighthouse Recovery Center	05F	LMC	\$60,466.15
					05F	LMC	\$514.79
					05F	Matrix Code	\$121,843.08
2021	8	885	6876790	2021/8 GHURA Housing Counseling Program	05U	LMC	\$215.07
					05U	Matrix Code	\$215.07
2020	8	887	6847438	2020/3-2 CDBG/PFI/AARU (AH 4Rlex)	14G	LMH	\$615,020.27
2020	8	887	6881067	2020/3-2 CDBG/PFI/AARU (AH 4Rlex)	14G	LMH	\$3,921.37
2020	8	887	6882239	2020/3-2 CDBG/PFI/AARU (AH 4Rlex)	14G	LMH	\$4,306.72
					14G	Matrix Code	\$623,248.36
Total							\$3,063,299.96

LINE 27 DETAIL: ACTIVITIES INCLUDED IN THE COMPUTATION OF LINE 27

Plan Year	IDIS Project	IDIS Activity	Voucher Number	Activity to prevent, prepare for, and respond to Coronavirus	Activity Name	Grant Number	Fund Type	Matrix Code	National Objective	Drawn Amount
2021	10	890	6884404	No	2021/10 CDBG/PS/Homeless Management Information System (2021)	B21ST660001	EN	03T	LMC	\$29,287.00
2022	4	892	6896767	No	2022/4 CDBG/PS/Family Services Center	B22ST660001	EN	03T	LMC	\$20,481.77
2022	5	891	6884404	No	2022/5 CDBG/PS/Homeless Management Information System (2022)	B22ST660001	EN	03T	LMC	\$991.36
2022	5	891	6890167	No	2022/5 CDBG/PS/Homeless Management Information System (2022)	B22ST660001	EN	03T	LMC	\$15,295.35
2023	4	902	6928592	No	2023/4 CDBG/PS/Family Services Center	B23ST660001	EN	03T	LMC	\$20,351.98
2023	5	903	6913984	No	2023/5 CDBG/PS/Homeless Management Information System	B23ST660001	EN	03T	LMC	\$17,500.64
								03T	Matrix Code	\$103,608.10
2019	4	838	6821614	No	The Opportunity Initiative 2019	B20ST660001	EN	05D	LMC	\$11,979.56
2021	9	878	6854022	No	2021/9 The Opportunity Initiative	B21ST660001	EN	05D	LMC	\$18,544.47
2021	9	878	6869559	No	2021/9 The Opportunity Initiative	B21ST660001	EN	05D	LMC	\$7,400.93
2023	7	898	6915575	No	2023/7 CDBG/PS/Opportunity Initiative (2023)	B23ST660001	EN	05D	LMC	\$40,756.70
2023	7	898	6928592	No	2023/7 CDBG/PS/Opportunity Initiative (2023)	B23ST660001	EN	05D	LMC	\$13,264.23
2023	7	898	6945648	No	2023/7 CDBG/PS/Opportunity Initiative (2023)	B23ST660001	EN	05D	LMC	\$12,538.55
								05D	Matrix Code	\$104,484.44
2022	3	884	6838979	No	2022/3 CDBG/PS/Lighthouse Recovery Center	B22ST660001	EN	05F	LMC	\$60,862.14
2022	3	884	6845836	No	2022/3 CDBG/PS/Lighthouse Recovery Center	B22ST660001	EN	05F	LMC	\$60,466.15
2022	3	884	6859819	No	2022/3 CDBG/PS/Lighthouse Recovery Center	B22ST660001	EN	05F	LMC	\$514.79
								05F	Matrix Code	\$121,843.08
2021	8	885	6876790	Yes	2021/8 GHURA Housing Counseling Program	B21ST660001	EN	05U	LMC	\$215.07
								05U	Matrix Code	\$215.07
				No	Activity to prevent, prepare for, and respond to Coronavirus					\$329,935.62
				Yes	Activity to prevent, prepare for, and respond to Coronavirus					\$215.07
Total										\$330,150.69

LINE 37 DETAIL: ACTIVITIES INCLUDED IN THE COMPUTATION OF LINE 37

Plan Year	IDIS Project	IDIS Activity	Voucher Number	Activity Name	Matrix Code	National Objective	Drawn Amount
2021	6	877	6830574	2021/6 Grant Planning	20		\$37.25
2021	6	877	6834431	2021/6 Grant Planning	20		\$68.13
2021	6	877	6845828	2021/6 Grant Planning	20		\$5,228.77
2021	6	877	6845840	2021/6 Grant Planning	20		\$6,891.34
2021	6	877	6854477	2021/6 Grant Planning	20		\$619.86
2021	6	877	6881067	2021/6 Grant Planning	20		\$7,125.00
2021	6	877	6882239	2021/6 Grant Planning	20		\$8,549.40
2021	6	877	6912922	2021/6 Grant Planning	20		\$7,713.22
2021	6	877	6916032	2021/6 Grant Planning	20		\$1,443.22
2021	6	877	6924183	2021/6 Grant Planning	20		\$24,878.01
2021	6	877	6931705	2021/6 Grant Planning	20		\$20,405.07
2021	6	877	6964104	2021/6 Grant Planning	20		\$6,206.18
					20	Matrix Code	\$89,095.45
2017	7	833	6869560	CDBG Administration 2017	21A		\$26.82
2018	8	854	6869560	AD-CDBG Administrative Costs (2018)	21A		\$849.51
2019	9	862	6828307	2019/9 CDBG Administration	21A		\$415.50
2019	9	862	6830574	2019/9 CDBG Administration	21A		\$235.69
2019	9	862	6834431	2019/9 CDBG Administration	21A		\$34.37
2019	9	862	6836532	2019/9 CDBG Administration	21A		\$5,719.12
2019	9	862	6836537	2019/9 CDBG Administration	21A		\$216.85
2019	9	862	6845828	2019/9 CDBG Administration	21A		\$7,430.78



Office of Community Planning and Development
 U.S. Department of Housing and Urban Development
 Integrated Disbursement and Information System
 PR26 - CDBG Financial Summary Report
 Program Year 2023
 GUAM, GU

DATE: 12-19-24
 TIME: 19:15
 PAGE: 4

Plan Year	IDIS Project	IDIS Activity	Voucher Number	Activity Name	Matrix Code	National Objective	Drawn Amount
2019	9	862	6845836	2019/9 CDBG Administration	21A		\$1,744.08
2019	9	862	6845840	2019/9 CDBG Administration	21A		\$6,050.38
2019	9	862	6851321	2019/9 CDBG Administration	21A		\$32.90
2019	9	862	6869560	2019/9 CDBG Administration	21A		\$466.08
2019	9	862	6872770	2019/9 CDBG Administration	21A		\$1,151.06
2019	9	862	6875298	2019/9 CDBG Administration	21A		\$588.00
2019	9	862	6881067	2019/9 CDBG Administration	21A		\$883.55
2021	7	876	6825168	2021/7 Grant Administration	21A		\$14.99
2021	7	876	6835179	2021/7 Grant Administration	21A		\$2,672.81
2021	7	876	6851321	2021/7 Grant Administration	21A		\$31.93
2021	7	876	6854022	2021/7 Grant Administration	21A		\$1,100.00
2021	7	876	6859819	2021/7 Grant Administration	21A		\$717.00
2021	7	876	6869559	2021/7 Grant Administration	21A		\$4,000.00
2021	7	876	6872770	2021/7 Grant Administration	21A		\$33.86
2021	7	876	6875298	2021/7 Grant Administration	21A		\$1,759.59
2021	7	876	6876785	2021/7 Grant Administration	21A		\$7,279.96
2021	7	876	6879207	2021/7 Grant Administration	21A		\$1,161.23
2021	7	876	6881067	2021/7 Grant Administration	21A		\$6,132.97
2021	7	876	6882240	2021/7 Grant Administration	21A		\$6,607.23
2021	7	876	6890167	2021/7 Grant Administration	21A		\$4,268.07
2021	7	876	6890194	2021/7 Grant Administration	21A		\$3,800.60
2021	7	876	6890763	2021/7 Grant Administration	21A		\$6,000.11
2021	7	876	6896767	2021/7 Grant Administration	21A		\$3,962.54
2021	7	876	6900659	2021/7 Grant Administration	21A		\$6,698.86
2021	7	876	6903489	2021/7 Grant Administration	21A		\$4,424.86
2021	7	876	6906721	2021/7 Grant Administration	21A		\$82.98
2021	7	876	6907650	2021/7 Grant Administration	21A		\$5,212.34
2021	7	876	6911595	2021/7 Grant Administration	21A		\$4,274.83
2021	7	876	6912922	2021/7 Grant Administration	21A		\$6,959.23
2021	7	876	6913984	2021/7 Grant Administration	21A		\$3,075.33
2021	7	876	6913986	2021/7 Grant Administration	21A		\$10,616.86
2021	7	876	6919005	2021/7 Grant Administration	21A		\$11,716.59
2021	7	876	6924183	2021/7 Grant Administration	21A		\$7,059.97
2021	7	876	6924184	2021/7 Grant Administration	21A		\$1,269.15
2021	7	876	6926174	2021/7 Grant Administration	21A		\$16,076.22
2021	7	876	6928592	2021/7 Grant Administration	21A		\$2,894.61
2021	7	876	6931234	2021/7 Grant Administration	21A		\$3,774.49
2021	7	876	6931705	2021/7 Grant Administration	21A		\$7,020.30
2021	7	876	6933294	2021/7 Grant Administration	21A		\$1,288.44
2021	7	876	6937480	2021/7 Grant Administration	21A		\$192.29
2021	7	876	6941944	2021/7 Grant Administration	21A		\$382.96
2021	7	876	6941945	2021/7 Grant Administration	21A		\$6,137.33
2021	7	876	6964104	2021/7 Grant Administration	21A		\$3,808.40
Total					21A	Matrix Code	\$179,243.72
							\$268,339.17



PART I: SUMMARY OF CDBG-CV RESOURCES

01 CDBG-CV GRANT	4,453,410.00
02 FUNDS RETURNED TO THE LINE-OF-CREDIT	0.00
03 FUNDS RETURNED TO THE LOCAL CDBG ACCOUNT	80,005.01
04 TOTAL CDBG-CV FUNDS AWARDED	4,453,410.00

PART II: SUMMARY OF CDBG-CV EXPENDITURES

05 DISBURSEMENTS OTHER THAN SECTION 108 REPAYMENTS AND PLANNING/ADMINISTRATION	3,501,224.85
06 DISBURSED IN IDIS FOR PLANNING/ADMINISTRATION	191,168.70
07 DISBURSED IN IDIS FOR SECTION 108 REPAYMENTS	0.00
08 TOTAL EXPENDITURES (SUM, LINES 05 - 07)	3,692,393.55
09 UNEXPENDED BALANCE (LINE 04 - LINES)	761,016.45

PART III: LOWMOD BENEFIT FOR THE CDBG-CV GRANT

10 EXPENDED FOR LOW/MOD HOUSING IN SPECIAL AREAS	0.00
11 EXPENDED FOR LOW/MOD MULTI-UNIT HOUSING	0.00
12 DISBURSED FOR OTHER LOW/MOD ACTIVITIES	3,501,224.85
13 TOTAL LOW/MOD CREDIT (SUM, LINES 10 - 12)	3,501,224.85
14 AMOUNT SUBJECT TO LOW/MOD BENEFIT (LINE 05)	3,501,224.85
15 PERCENT LOW/MOD CREDIT (LINE 13/LINE 14)	100.00%

PART IV: PUBLIC SERVICE (PS) CALCULATIONS

16 DISBURSED IN IDIS FOR PUBLIC SERVICES	3,501,224.85
17 CDBG-CV GRANT	4,453,410.00
18 PERCENT OF FUNDS DISBURSED FOR PS ACTIVITIES (LINE 16/LINE 17)	78.62%

PART V: PLANNING AND ADMINISTRATION (PA) CAP

19 DISBURSED IN IDIS FOR PLANNING/ADMINISTRATION	191,168.70
20 CDBG-CV GRANT	4,453,410.00
21 PERCENT OF FUNDS DISBURSED FOR PA ACTIVITIES (LINE 19/LINE 20)	4.29%



LINE 10 DETAIL: ACTIVITIES TO CONSIDER IN DETERMINING THE AMOUNT TO ENTER ON LINE 10

No data returned for this view. This might be because the applied filter excludes all data.

LINE 11 DETAIL: ACTIVITIES TO CONSIDER IN DETERMINING THE AMOUNT TO ENTER ON LINE 11

No data returned for this view. This might be because the applied filter excludes all data.

LINE 12 DETAIL: ACTIVITIES INCLUDED IN THE COMPUTATION OF LINE 12

Plan Year	IDIS Project	IDIS Activity	Voucher Number	Activity Name	Matrix Code	National Objective	Drawn Amount	
2019	15	889	6869559	2019/15 CV (CSS-PS) Na Fan Safo	03T	LMC	\$36,445.93	
			6890167	2019/15 CV (CSS-PS) Na Fan Safo	03T	LMC	\$64,500.95	
			6900659	2019/15 CV (CSS-PS) Na Fan Safo	03T	LMC	\$107,912.14	
			6911595	2019/15 CV (CSS-PS) Na Fan Safo	03T	LMC	\$8,152.26	
	16	839	6687603	CV-CDBG-Food Pantry/Family Services Center (PS)	03T	LMC	\$6,115.58	
			6692681	CV-CDBG-Food Pantry/Family Services Center (PS)	03T	LMC	\$55,346.93	
			6701582	CV-CDBG-Food Pantry/Family Services Center (PS)	03T	LMC	\$18,542.50	
	17	836	6445601	CV Mortgage Relief Program (PS)	05Q	LMC	\$5,973.64	
			6453548	CV Mortgage Relief Program (PS)	05Q	LMC	\$7,210.08	
			6490025	CV Mortgage Relief Program (PS)	05Q	LMC	\$28,568.68	
	20	840	6548738	CV Mortgage Relief Program (PS)	05Q	LMC	\$12,673.27	
			6569943	CV-CDBG-Jobs Program (PS)-Manelu	03T	LMC	\$29,982.91	
			6590741	CV-CDBG-Jobs Program (PS)-Manelu	03T	LMC	\$4,483.59	
			6592721	CV-CDBG-Jobs Program (PS)-Manelu	03T	LMC	\$4,928.74	
			6592722	CV-CDBG-Jobs Program (PS)-Manelu	03T	LMC	\$5,904.53	
			6613907	CV-CDBG-Jobs Program (PS)-Manelu	03T	LMC	\$1,100.00	
			6616550	CV-CDBG-Jobs Program (PS)-Manelu	03T	LMC	\$14,063.49	
			6668067	CV-CDBG-Jobs Program (PS)-Manelu	03T	LMC	\$30,170.17	
			6671812	CV-CDBG-Jobs Program (PS)-Manelu	03T	LMC	\$23,128.00	
			6733119	CV-CDBG-Jobs Program (PS)-Manelu	03T	LMC	\$8,262.15	
			6812195	CV-CDBG-Jobs Program (PS)-Manelu	03T	LMC	\$124,388.15	
			6828307	CV-CDBG-Jobs Program (PS)-Manelu	03T	LMC	\$11,102.06	
			6879209	CV-CDBG-Jobs Program (PS)-Manelu	03T	LMC	\$26,175.44	
			6924184	CV-CDBG-Jobs Program (PS)-Manelu	03T	LMC	\$18,241.47	
			6937480	CV-CDBG-Jobs Program (PS)-Manelu	03T	LMC	\$2,654.30	
			6945648	CV-CDBG-Jobs Program (PS)-Manelu	03T	LMC	\$21,806.49	
			6945662	CV-CDBG-Jobs Program (PS)-Manelu	03T	LMC	\$1,106.44	
			6947700	CV-CDBG-Jobs Program (PS)-Manelu	03T	LMC	\$8,395.21	
			6965223	CV-CDBG-Jobs Program (PS)-Manelu	03T	LMC	\$9,683.12	
			6975633	CV-CDBG-Jobs Program (PS)-Manelu	03T	LMC	\$5,834.59	
	25	866	6714386	CV - Liheng Sinafo (PS) (2019)	03T	LMC	\$157,489.40	
			6723624	CV - Liheng Sinafo (PS) (2019)	03T	LMC	\$95,039.02	
			6725731	CV - Liheng Sinafo (PS) (2019)	03T	LMC	\$11,250.00	
			6733119	CV - Liheng Sinafo (PS) (2019)	03T	LMC	\$219,147.60	
			6749819	CV - Liheng Sinafo (PS) (2019)	03T	LMC	\$136,355.20	
			6767536	CV - Liheng Sinafo (PS) (2019)	03T	LMC	\$91,250.00	
				6827182	CV - Liheng Sinafo (PS) (2019)	03T	LMC	\$188,131.60



Office of Community Planning and Development
 U.S. Department of Housing and Urban Development
 Integrated Disbursement and Information System
 PR26 - CDBG-CV Financial Summary Report
 GUAM, GU

DATE: 12-19-24
 TIME: 19:29
 PAGE: 3

Plan Year	IDIS Project	IDIS Activity	Voucher Number	Activity Name	Matrix Code	National Objective	Drawn Amount			
2019	25	866	6836530	CV - Liheng Sinafo (PS) (2019)	03T	LMC	\$70,605.03			
			6838979	CV - Liheng Sinafo (PS) (2019)	03T	LMC	\$269,412.76			
			6854022	CV - Liheng Sinafo (PS) (2019)	03T	LMC	\$75,811.85			
			6866762	CV - Liheng Sinafo (PS) (2019)	03T	LMC	\$273,750.00			
			6866763	CV - Liheng Sinafo (PS) (2019)	03T	LMC	\$3,321.80			
			6869559	CV - Liheng Sinafo (PS) (2019)	03T	LMC	\$262,794.41			
			6882699	CV - Liheng Sinafo (PS) (2019)	03T	LMC	\$21,424.25			
			6884404	CV - Liheng Sinafo (PS) (2019)	03T	LMC	\$134,403.28			
			6900659	CV - Liheng Sinafo (PS) (2019)	03T	LMC	\$22,633.89			
			6912328	CV - Liheng Sinafo (PS) (2019)	03T	LMC	\$10,888.24			
			6959358	CV - Liheng Sinafo (PS) (2019)	03T	LMC	\$205,258.56			
			6959367	CV - Liheng Sinafo (PS) (2019)	03T	LMC	\$33,170.00			
			6959370	CV - Liheng Sinafo (PS) (2019)	03T	LMC	\$157,617.40			
			6959373	CV - Liheng Sinafo (PS) (2019)	03T	LMC	\$91,250.00			
			6969616	CV - Liheng Sinafo (PS) (2019)	03T	LMC	\$217,136.80			
			26	906	6928592	CV-Project Akudi (PS)	03T	LMC	\$17,430.44	
					6952409	CV-Project Akudi (PS)	03T	LMC	\$15,850.37	
					6962013	CV-Project Akudi (PS)	03T	LMC	\$16,950.14	
			Total							\$3,501,224.85

LINE 16 DETAIL: ACTIVITIES INCLUDED IN THE COMPUTATION OF LINE 16

Plan Year	IDIS Project	IDIS Activity	Voucher Number	Activity Name	Matrix Code	National Objective	Drawn Amount
2019	15	889	6869559	2019/15 CV (CSS-PS) Na Fan Safo	03T	LMC	\$36,445.93
			6890167	2019/15 CV (CSS-PS) Na Fan Safo	03T	LMC	\$64,500.95
			6900659	2019/15 CV (CSS-PS) Na Fan Safo	03T	LMC	\$107,912.14
			6911595	2019/15 CV (CSS-PS) Na Fan Safo	03T	LMC	\$8,152.26
			6687603	CV-CDBG-Food Pantry/Family Services Center (PS)	03T	LMC	\$6,115.58
	16	839	6692681	CV-CDBG-Food Pantry/Family Services Center (PS)	03T	LMC	\$55,346.93
			6701582	CV-CDBG-Food Pantry/Family Services Center (PS)	03T	LMC	\$18,542.50
			6445601	CV Mortgage Relief Program (PS)	05Q	LMC	\$5,973.64
	17	836	6453548	CV Mortgage Relief Program (PS)	05Q	LMC	\$7,210.08
			6490025	CV Mortgage Relief Program (PS)	05Q	LMC	\$28,568.68
			6548738	CV Mortgage Relief Program (PS)	05Q	LMC	\$12,673.27
	20	840	6569943	CV-CDBG-Jobs Program (PS)-Manelu	03T	LMC	\$29,982.91
			6590741	CV-CDBG-Jobs Program (PS)-Manelu	03T	LMC	\$4,483.59
			6592721	CV-CDBG-Jobs Program (PS)-Manelu	03T	LMC	\$4,928.74
			6592722	CV-CDBG-Jobs Program (PS)-Manelu	03T	LMC	\$5,904.53
			6613907	CV-CDBG-Jobs Program (PS)-Manelu	03T	LMC	\$1,100.00
			6616550	CV-CDBG-Jobs Program (PS)-Manelu	03T	LMC	\$14,063.49
			6668067	CV-CDBG-Jobs Program (PS)-Manelu	03T	LMC	\$30,170.17
			6671812	CV-CDBG-Jobs Program (PS)-Manelu	03T	LMC	\$23,128.00
			6733119	CV-CDBG-Jobs Program (PS)-Manelu	03T	LMC	\$8,262.15
			6812195	CV-CDBG-Jobs Program (PS)-Manelu	03T	LMC	\$124,388.15
			6828307	CV-CDBG-Jobs Program (PS)-Manelu	03T	LMC	\$11,102.06
			6879209	CV-CDBG-Jobs Program (PS)-Manelu	03T	LMC	\$26,175.44
			6924184	CV-CDBG-Jobs Program (PS)-Manelu	03T	LMC	\$18,241.47
			6937480	CV-CDBG-Jobs Program (PS)-Manelu	03T	LMC	\$2,654.30
6945648			CV-CDBG-Jobs Program (PS)-Manelu	03T	LMC	\$21,806.49	
6945662	CV-CDBG-Jobs Program (PS)-Manelu	03T	LMC	\$1,106.44			
6947700	CV-CDBG-Jobs Program (PS)-Manelu	03T	LMC	\$8,395.21			
6965223	CV-CDBG-Jobs Program (PS)-Manelu	03T	LMC	\$9,683.12			
6975633	CV-CDBG-Jobs Program (PS)-Manelu	03T	LMC	\$5,834.59			
25	866	6714386	CV - Liheng Sinafo (PS) (2019)	03T	LMC	\$157,489.40	
		6723624	CV - Liheng Sinafo (PS) (2019)	03T	LMC	\$95,039.02	
		6725731	CV - Liheng Sinafo (PS) (2019)	03T	LMC	\$11,250.00	
		6733119	CV - Liheng Sinafo (PS) (2019)	03T	LMC	\$219,147.60	
		6749819	CV - Liheng Sinafo (PS) (2019)	03T	LMC	\$136,355.20	
6767536	CV - Liheng Sinafo (PS) (2019)	03T	LMC	\$91,250.00			



Office of Community Planning and Development
 U.S. Department of Housing and Urban Development
 Integrated Disbursement and Information System
 PR26 - CDBG-CV Financial Summary Report
 GUAM, GU

DATE: 12-19-24
 TIME: 19:29
 PAGE: 4

Plan Year	IDIS Project	IDIS Activity	Voucher Number	Activity Name	Matrix Code	National Objective	Drawn Amount		
2019	25	866	6827182	CV - Liheng Sinafo (PS) (2019)	03T	LMC	\$188,131.60		
			6836530	CV - Liheng Sinafo (PS) (2019)	03T	LMC	\$70,605.03		
			6838979	CV - Liheng Sinafo (PS) (2019)	03T	LMC	\$269,412.76		
			6854022	CV - Liheng Sinafo (PS) (2019)	03T	LMC	\$75,811.85		
			6866762	CV - Liheng Sinafo (PS) (2019)	03T	LMC	\$273,750.00		
			6866763	CV - Liheng Sinafo (PS) (2019)	03T	LMC	\$3,321.80		
			6869559	CV - Liheng Sinafo (PS) (2019)	03T	LMC	\$262,794.41		
			6882699	CV - Liheng Sinafo (PS) (2019)	03T	LMC	\$21,424.25		
			6884404	CV - Liheng Sinafo (PS) (2019)	03T	LMC	\$134,403.28		
			6900659	CV - Liheng Sinafo (PS) (2019)	03T	LMC	\$22,633.89		
			6912328	CV - Liheng Sinafo (PS) (2019)	03T	LMC	\$10,888.24		
			6959358	CV - Liheng Sinafo (PS) (2019)	03T	LMC	\$205,258.56		
			6959367	CV - Liheng Sinafo (PS) (2019)	03T	LMC	\$33,170.00		
			6959370	CV - Liheng Sinafo (PS) (2019)	03T	LMC	\$157,617.40		
			6959373	CV - Liheng Sinafo (PS) (2019)	03T	LMC	\$91,250.00		
			6969816	CV - Liheng Sinafo (PS) (2019)	03T	LMC	\$217,136.80		
			26	906	6928592	CV-Project Akudi (PS)	03T	LMC	\$17,430.44
					6952409	CV-Project Akudi (PS)	03T	LMC	\$15,850.37
					6962013	CV-Project Akudi (PS)	03T	LMC	\$16,950.14
					Total				

LINE 19 DETAIL: ACTIVITIES INCLUDED IN THE COMPUTATION OF LINE 19

Plan Year	IDIS Project	IDIS Activity	Voucher Number	Activity Name	Matrix Code	National Objective	Drawn Amount
2019	17	842	6445601	CV Mortgage Relief Program (AD)	21A		\$3,045.91
			6453548	CV Mortgage Relief Program (AD)	21A		\$1,630.00
			6490025	CV Mortgage Relief Program (AD)	21A		\$6,428.51
19	837	6474339	CV-CDBG-Planning and Administration	21A		\$896.59	
		6477603	CV-CDBG-Planning and Administration	21A		\$745.89	
		6477605	CV-CDBG-Planning and Administration	21A		\$1,830.81	
		6480840	CV-CDBG-Planning and Administration	21A		\$495.86	
		6500470	CV-CDBG-Planning and Administration	21A		\$427.18	
		6500471	CV-CDBG-Planning and Administration	21A		\$2,759.29	
		6500473	CV-CDBG-Planning and Administration	21A		\$1,862.81	
		6500476	CV-CDBG-Planning and Administration	21A		\$406.42	
		6512963	CV-CDBG-Planning and Administration	21A		\$476.83	
		6519574	CV-CDBG-Planning and Administration	21A		\$1,575.00	
		6535270	CV-CDBG-Planning and Administration	21A		\$713.00	
		6547329	CV-CDBG-Planning and Administration	21A		\$1,844.11	
		6547332	CV-CDBG-Planning and Administration	21A		\$1,186.36	
		6547333	CV-CDBG-Planning and Administration	21A		\$3,293.27	
		6547334	CV-CDBG-Planning and Administration	21A		\$8,056.69	
		6547335	CV-CDBG-Planning and Administration	21A		\$775.18	
		6547336	CV-CDBG-Planning and Administration	21A		\$2,493.79	
		6547337	CV-CDBG-Planning and Administration	21A		\$2,193.98	
		6548040	CV-CDBG-Planning and Administration	21A		\$1,655.40	
		6548048	CV-CDBG-Planning and Administration	21A		\$2,986.32	
		6548699	CV-CDBG-Planning and Administration	21A		\$1,953.23	
		6548702	CV-CDBG-Planning and Administration	21A		\$1,849.33	
		6548738	CV-CDBG-Planning and Administration	21A		\$525.00	
		6552163	CV-CDBG-Planning and Administration	21A		\$1,456.03	
		6552166	CV-CDBG-Planning and Administration	21A		\$1,230.00	
		6552167	CV-CDBG-Planning and Administration	21A		\$530.06	
		6567199	CV-CDBG-Planning and Administration	21A		\$207.02	
		6628488	CV-CDBG-Planning and Administration	21A		\$195.33	
6628496	CV-CDBG-Planning and Administration	21A		\$2,583.13			
6632657	CV-CDBG-Planning and Administration	21A		\$1,511.61			
6632660	CV-CDBG-Planning and Administration	21A		\$1,854.07			
6638877	CV-CDBG-Planning and Administration	21A		\$10,194.17			



Office of Community Planning and Development
 U.S. Department of Housing and Urban Development
 Integrated Disbursement and Information System
 PR26 - CDBG-CV Financial Summary Report
 GUAM , GU

DATE: 12-19-24
 TIME: 19:29
 PAGE: 5

Plan Year	IDIS Project	IDIS Activity	Voucher Number	Activity Name	Matrix Code	National Objective	Drawn Amount
2019	19	837	6654814	CV-CDBG-Planning and Administration	21A		\$3,302.99
			6654815	CV-CDBG-Planning and Administration	21A		\$2,441.29
			6654816	CV-CDBG-Planning and Administration	21A		\$2,800.74
			6662095	CV-CDBG-Planning and Administration	21A		\$1,688.05
			6662113	CV-CDBG-Planning and Administration	21A		\$2,718.94
			6668063	CV-CDBG-Planning and Administration	21A		\$2,631.90
			6668582	CV-CDBG-Planning and Administration	21A		\$3,197.40
			6671812	CV-CDBG-Planning and Administration	21A		\$17.99
			6675333	CV-CDBG-Planning and Administration	21A		\$2,709.57
			6677291	CV-CDBG-Planning and Administration	21A		\$259.25
			6677312	CV-CDBG-Planning and Administration	21A		\$2,078.39
			6678263	CV-CDBG-Planning and Administration	21A		\$2,635.17
			6678908	CV-CDBG-Planning and Administration	21A		\$2,633.18
			6680387	CV-CDBG-Planning and Administration	21A		\$2,139.17
			6687174	CV-CDBG-Planning and Administration	21A		\$2,274.46
			6687175	CV-CDBG-Planning and Administration	21A		\$1,587.68
			6687176	CV-CDBG-Planning and Administration	21A		\$1,944.36
			6687177	CV-CDBG-Planning and Administration	21A		\$1,566.64
			6687178	CV-CDBG-Planning and Administration	21A		\$2,265.25
			6687179	CV-CDBG-Planning and Administration	21A		\$4,104.20
			6691493	CV-CDBG-Planning and Administration	21A		\$2,665.70
			6701582	CV-CDBG-Planning and Administration	21A		\$1,200.00
			6710676	CV-CDBG-Planning and Administration	21A		\$2,503.44
			6710683	CV-CDBG-Planning and Administration	21A		\$4,317.86
			6713197	CV-CDBG-Planning and Administration	21A		\$552.00
			6727695	CV-CDBG-Planning and Administration	21A		\$3,557.02
			6748098	CV-CDBG-Planning and Administration	21A		\$5,272.51
			6753510	CV-CDBG-Planning and Administration	21A		\$3,487.44
			6765410	CV-CDBG-Planning and Administration	21A		\$1,244.92
			6768090	CV-CDBG-Planning and Administration	21A		\$1,477.57
			6788317	CV-CDBG-Planning and Administration	21A		\$2,027.58
			6792555	CV-CDBG-Planning and Administration	21A		\$2,269.35
			6799410	CV-CDBG-Planning and Administration	21A		\$2,486.64
			6799869	CV-CDBG-Planning and Administration	21A		\$1,129.85
			6800831	CV-CDBG-Planning and Administration	21A		\$2,099.60
			6801214	CV-CDBG-Planning and Administration	21A		\$92.27
			6804542	CV-CDBG-Planning and Administration	21A		\$3,110.97
			6806181	CV-CDBG-Planning and Administration	21A		\$912.17
			6806814	CV-CDBG-Planning and Administration	21A		\$2,995.26
			6809952	CV-CDBG-Planning and Administration	21A		\$2,136.17
			6813293	CV-CDBG-Planning and Administration	21A		\$2,191.33
			6816751	CV-CDBG-Planning and Administration	21A		\$272.12
			6819242	CV-CDBG-Planning and Administration	21A		\$1,717.69
			6819277	CV-CDBG-Planning and Administration	21A		\$2,705.84
			6819279	CV-CDBG-Planning and Administration	21A		\$1,276.96
			6819963	CV-CDBG-Planning and Administration	21A		\$1,649.30
			6820566	CV-CDBG-Planning and Administration	21A		\$889.41
			6820569	CV-CDBG-Planning and Administration	21A		\$1,079.04
			6820572	CV-CDBG-Planning and Administration	21A		\$562.65
			6820601	CV-CDBG-Planning and Administration	21A		\$476.80
			6820607	CV-CDBG-Planning and Administration	21A		\$552.00
			6845828	CV-CDBG-Planning and Administration	21A		\$1,720.04
			6845840	CV-CDBG-Planning and Administration	21A		\$971.73
			6875298	CV-CDBG-Planning and Administration	21A		\$324.00
			6881067	CV-CDBG-Planning and Administration	21A		\$894.21
			6882239	CV-CDBG-Planning and Administration	21A		\$1,929.44
			6890167	CV-CDBG-Planning and Administration	21A		\$672.00
			6896767	CV-CDBG-Planning and Administration	21A		\$324.00
			6900659	CV-CDBG-Planning and Administration	21A		\$1,176.00
			6912922	CV-CDBG-Planning and Administration	21A		\$842.66
			6916032	CV-CDBG-Planning and Administration	21A		\$67.05



Office of Community Planning and Development
 U.S. Department of Housing and Urban Development
 Integrated Disbursement and Information System
 PR26 - CDBG-CV Financial Summary Report
 GUAM , GU

DATE: 12-19-24
 TIME: 19:29
 PAGE: 6

Plan Year	IDIS Project	IDIS Activity	Voucher Number	Activity Name	Matrix Code	National Objective	Drawn Amount
2019	19	837	6924183	CV-CDBG-Planning and Administration	21A		\$1,132.66
			6924184	CV-CDBG-Planning and Administration	21A		\$432.00
			6931705	CV-CDBG-Planning and Administration	21A		\$1,607.65
			6933294	CV-CDBG-Planning and Administration	21A		\$1,092.00
			6964104	CV-CDBG-Planning and Administration	21A		\$2,207.00
Total							\$191,168.70

Note: Items highlighted in yellow were excluded in the calculations due to being PY2024 expenditure. Report was adjusted to only reflect expenditure related to PY2023.

	Office of Community Planning and Development	DATE: 12/19/2024
	U.S. Department of Housing and Urban Development	TIME: 10:05
	Integrated Disbursement and Information System	PAGE: 1
	FR26 - CDBG-CV Financial Summary Report GLAH, GU	

PART I: SUMMARY OF CDBG-CV RESOURCES

01 CDBG-CV GRANT	4,453,410.00
02 FUNDS RETURNED TO THE LINE-OF-CREDIT	0.00
03 FUNDS RETURNED TO THE LOCAL CDBG ACCOUNT	80,005.01
04 TOTAL CDBG-CV FUNDS AWARDED	4,453,410.00

PART II: SUMMARY OF CDBG-CV EXPENDITURES

05 DISBURSEMENTS OTHER THAN SECTION 108 REPAYMENTS AND PLANNING/ADMINISTRATION	3,476,979.27
06 DISBURSED IN IDIS FOR PLANNING/ADMINISTRATION	191,168.70
07 DISBURSED IN IDIS FOR SECTION 108 REPAYMENTS	0.00
08 TOTAL EXPENDITURES (SUM, LINES 05 - 07)	3,668,147.97
09 UNEXPENDED BALANCE (LINE 04 - LINES)	785,262.03

PART III: LOW/MOD BENEFIT FOR THE CDBG-CV GRANT

10 EXPENDED FOR LOW/MOD HOUSING IN SPECIAL AREAS	0.00
11 EXPENDED FOR LOW/MOD MULTI-UNIT HOUSING	0.00
12 DISBURSED FOR OTHER LOW/MOD ACTIVITIES	3,476,979.27
13 TOTAL LOW/MOD CREDIT (SUM, LINES 10 - 12)	3,476,979.27
14 AMOUNT SUBJECT TO LOW/MOD BENEFIT (LINE 05)	3,476,979.27
15 PERCENT LOW/MOD CREDIT (LINE 13/LINE 14)	100.00%

PART IV: PUBLIC SERVICE (PS) CALCULATIONS

16 DISBURSED IN IDIS FOR PUBLIC SERVICES	3,476,979.27
17 CDBG-CV GRANT	4,453,410.00
18 PERCENT OF FUNDS DISBURSED FOR PS ACTIVITIES (LINE 16/LINE 17)	78.07%

PART V: PLANNING AND ADMINISTRATION (PA) CAP

19 DISBURSED IN IDIS FOR PLANNING/ADMINISTRATION	191,168.70
20 CDBG-CV GRANT	4,453,410.00
21 PERCENT OF FUNDS DISBURSED FOR PA ACTIVITIES (LINE 19/LINE 20)	4.29%

LINE 10 DETAIL: ACTIVITIES TO CONSIDER IN DETERMINING THE AMOUNT TO ENTER ON LINE 10

No data returned for this view. This might be because the applied filter excludes all data.

LINE 11 DETAIL: ACTIVITIES TO CONSIDER IN DETERMINING THE AMOUNT TO ENTER ON LINE 11

No data returned for this view. This might be because the applied filter excludes all data.

LINE 12 DETAIL: ACTIVITIES INCLUDED IN THE COMPUTATION OF LINE 12

Plan Year	IDIS Project	IDIS Activity	Voucher Number	Activity Name	Matrix Code	National Objective	Drawn Amount
2019	15	889	889059	2019/15 CV (CSS-PS) Na Fan Safe	03T	LMC	\$36,445.93
			8890167	2019/15 CV (CSS-PS) Na Fan Safe	03T	LMC	\$64,500.95
			8900659	2019/15 CV (CSS-PS) Na Fan Safe	03T	LMC	\$107,912.14
	16	839	8911596	2019/15 CV (CSS-PS) Na Fan Safe	03T	LMC	\$8,152.26
			8887603	CV-CDBG-Food Pantry/Family Services Center (PS)	03T	LMC	\$6,115.58
			8892681	CV-CDBG-Food Pantry/Family Services Center (PS)	03T	LMC	\$55,346.93
	17	836	6701582	CV-CDBG-Food Pantry/Family Services Center (PS)	03T	LMC	\$18,542.50
			6445601	CV Mortgage Relief Program (PS)	05Q	LMC	\$5,973.64
			6453548	CV Mortgage Relief Program (PS)	05Q	LMC	\$7,210.08
			6490025	CV Mortgage Relief Program (PS)	05Q	LMC	\$28,568.68

			6548738	CV Mortgage Relief Program (PS)	05Q	LMC	\$12,673.27
20	840		6569943	CV-CDBG-Jobs Program (PS)-Manalu	03T	LMC	\$29,982.91
			6590741	CV-CDBG-Jobs Program (PS)-Manalu	03T	LMC	\$4,483.99
			6592721	CV-CDBG-Jobs Program (PS)-Manalu	03T	LMC	\$4,928.74
			6592722	CV-CDBG-Jobs Program (PS)-Manalu	03T	LMC	\$5,904.53
			6613907	CV-CDBG-Jobs Program (PS)-Manalu	03T	LMC	\$1,100.00
			6616650	CV-CDBG-Jobs Program (PS)-Manalu	03T	LMC	\$14,063.49
			6660667	CV-CDBG-Jobs Program (PS)-Manalu	03T	LMC	\$30,170.17
			6671812	CV-CDBG-Jobs Program (PS)-Manalu	03T	LMC	\$23,128.00
			6733119	CV-CDBG-Jobs Program (PS)-Manalu	03T	LMC	\$8,262.15
			6812195	CV-CDBG-Jobs Program (PS)-Manalu	03T	LMC	\$124,388.15
			6826307	CV-CDBG-Jobs Program (PS)-Manalu	03T	LMC	\$11,102.06
			6875209	CV-CDBG-Jobs Program (PS)-Manalu	03T	LMC	\$26,175.44
			6904184	CV-CDBG-Jobs Program (PS)-Manalu	03T	LMC	\$18,241.47
			6937480	CV-CDBG-Jobs Program (PS)-Manalu	03T	LMC	\$2,654.30
			6945648	CV-CDBG-Jobs Program (PS)-Manalu	03T	LMC	\$21,806.49
			6945662	CV-CDBG-Jobs Program (PS)-Manalu	03T	LMC	\$1,106.44
			6947700	CV-CDBG-Jobs Program (PS)-Manalu	03T	LMC	\$4,395.21
			6965223	CV-CDBG-Jobs Program (PS)-Manalu	03T	LMC	\$9,603.12
			6975633	CV-CDBG-Jobs Program (PS)-Manalu	03T	LMC	\$5,834.99
25	866		6714388	CV - Liheng Sinafo (PS) (2019)	03T	LMC	\$157,489.40
			6723624	CV - Liheng Sinafo (PS) (2019)	03T	LMC	\$95,039.02
			6725731	CV - Liheng Sinafo (PS) (2019)	03T	LMC	\$11,250.00
			6733119	CV - Liheng Sinafo (PS) (2019)	03T	LMC	\$219,147.60
			6749819	CV - Liheng Sinafo (PS) (2019)	03T	LMC	\$136,395.20
			6767536	CV - Liheng Sinafo (PS) (2019)	03T	LMC	\$91,290.00
			6827182	CV - Liheng Sinafo (PS) (2019)	03T	LMC	\$188,131.60
			6836530	CV - Liheng Sinafo (PS) (2019)	03T	LMC	\$70,605.00
			6838979	CV - Liheng Sinafo (PS) (2019)	03T	LMC	\$269,412.76
			6854022	CV - Liheng Sinafo (PS) (2019)	03T	LMC	\$75,811.85
			6866762	CV - Liheng Sinafo (PS) (2019)	03T	LMC	\$273,750.00
			6866763	CV - Liheng Sinafo (PS) (2019)	03T	LMC	\$3,321.60
			6869659	CV - Liheng Sinafo (PS) (2019)	03T	LMC	\$262,794.41
			6882099	CV - Liheng Sinafo (PS) (2019)	03T	LMC	\$21,424.25
			6884404	CV - Liheng Sinafo (PS) (2019)	03T	LMC	\$134,403.28
			6900659	CV - Liheng Sinafo (PS) (2019)	03T	LMC	\$22,633.89
			6912328	CV - Liheng Sinafo (PS) (2019)	03T	LMC	\$10,888.24
			6959358	CV - Liheng Sinafo (PS) (2019)	03T	LMC	\$205,258.56
			6959367	CV - Liheng Sinafo (PS) (2019)	03T	LMC	\$33,170.00
			6959370	CV - Liheng Sinafo (PS) (2019)	03T	LMC	\$157,617.40
			6959373	CV - Liheng Sinafo (PS) (2019)	03T	LMC	\$91,250.00
			6966816	CV - Liheng Sinafo (PS) (2019)	03T	LMC	\$21,136.80
26	906		6928592	CV-Project Akudi (PS)	03T	LMC	\$17,430.44
			6952498	CV-Project Akudi (PS)	03T	LMC	\$15,890.37
			6962013	CV-Project Akudi (PS)	03T	LMC	\$16,950.14
Total							\$3,501,224.85

LINE 16 DETAIL: ACTIVITIES INCLUDED IN THE COMPUTATION OF LINE 16

Plan Year	IDIS Project	IDIS Activity	Voucher Number	Activity Name	Matrix Code	National Objective	Drawn Amount
2019	15	889	6869659	2019/15 CV (CSS-PS) Na Fan Safu	03T	LMC	\$36,445.93
			6890167	2019/15 CV (CSS-PS) Na Fan Safu	03T	LMC	\$64,500.95
			6900659	2019/15 CV (CSS-PS) Na Fan Safu	03T	LMC	\$107,912.14
			6911596	2019/15 CV (CSS-PS) Na Fan Safu	03T	LMC	\$8,152.26
	16	830	6607903	CV-CDBG-Food Pantry/Family Services Center (PS)	03T	LMC	\$6,115.58
			6692681	CV-CDBG-Food Pantry/Family Services Center (PS)	03T	LMC	\$55,346.93
			6701682	CV-CDBG-Food Pantry/Family Services Center (PS)	03T	LMC	\$18,542.50
	17	836	6445901	CV Mortgage Relief Program (PS)	05Q	LMC	\$5,973.64
			6453548	CV Mortgage Relief Program (PS)	05Q	LMC	\$7,210.08
			6490025	CV Mortgage Relief Program (PS)	05Q	LMC	\$28,568.08
			6548738	CV Mortgage Relief Program (PS)	05Q	LMC	\$12,673.27
	20	840	6569943	CV-CDBG-Jobs Program (PS)-Manalu	03T	LMC	\$29,982.91
			6590741	CV-CDBG-Jobs Program (PS)-Manalu	03T	LMC	\$4,483.99
			6592721	CV-CDBG-Jobs Program (PS)-Manalu	03T	LMC	\$4,928.74

			6592722	CV-CDBG-Jobs Program (PS)-Manelu	03T	LMC	\$5,904.53
			6613907	CV-CDBG-Jobs Program (PS)-Manelu	03T	LMC	\$1,100.00
			6616550	CV-CDBG-Jobs Program (PS)-Manelu	03T	LMC	\$14,063.49
			6668067	CV-CDBG-Jobs Program (PS)-Manelu	03T	LMC	\$30,170.17
			6671812	CV-CDBG-Jobs Program (PS)-Manelu	03T	LMC	\$23,128.00
			6733119	CV-CDBG-Jobs Program (PS)-Manelu	03T	LMC	\$8,262.15
			6812196	CV-CDBG-Jobs Program (PS)-Manelu	03T	LMC	\$124,388.15
			6828307	CV-CDBG-Jobs Program (PS)-Manelu	03T	LMC	\$11,102.06
			6879209	CV-CDBG-Jobs Program (PS)-Manelu	03T	LMC	\$26,175.44
			6904184	CV-CDBG-Jobs Program (PS)-Manelu	03T	LMC	\$18,261.47
			6937480	CV-CDBG-Jobs Program (PS)-Manelu	03T	LMC	\$2,654.30
			6945648	CV-CDBG-Jobs Program (PS)-Manelu	03T	LMC	\$21,806.49
			6945662	CV-CDBG-Jobs Program (PS)-Manelu	03T	LMC	\$1,106.44
			6947700	CV-CDBG-Jobs Program (PS)-Manelu	03T	LMC	\$8,395.21
			6965223	CV-CDBG-Jobs Program (PS)-Manelu	03T	LMC	\$9,683.12
			6975633	CV-CDBG-Jobs Program (PS)-Manelu	03T	LMC	\$5,834.59
25		866	6714386	CV - Liheng Sinafo (PS) (2019)	03T	LMC	\$157,489.40
			6723624	CV - Liheng Sinafo (PS) (2019)	03T	LMC	\$95,039.02
			6725731	CV - Liheng Sinafo (PS) (2019)	03T	LMC	\$11,250.00
			6733119	CV - Liheng Sinafo (PS) (2019)	03T	LMC	\$219,147.60
			6749819	CV - Liheng Sinafo (PS) (2019)	03T	LMC	\$136,365.20
			6767536	CV - Liheng Sinafo (PS) (2019)	03T	LMC	\$91,250.00
			6827182	CV - Liheng Sinafo (PS) (2019)	03T	LMC	\$188,131.60
			6836530	CV - Liheng Sinafo (PS) (2019)	03T	LMC	\$70,605.03
			6838879	CV - Liheng Sinafo (PS) (2019)	03T	LMC	\$269,412.76
			6864022	CV - Liheng Sinafo (PS) (2019)	03T	LMC	\$75,811.85
			6866762	CV - Liheng Sinafo (PS) (2019)	03T	LMC	\$273,750.00
			6866763	CV - Liheng Sinafo (PS) (2019)	03T	LMC	\$3,321.80
			6866559	CV - Liheng Sinafo (PS) (2019)	03T	LMC	\$262,794.41
			6882699	CV - Liheng Sinafo (PS) (2019)	03T	LMC	\$21,424.25
			6884404	CV - Liheng Sinafo (PS) (2019)	03T	LMC	\$134,403.28
			6900659	CV - Liheng Sinafo (PS) (2019)	03T	LMC	\$22,633.89
			6912328	CV - Liheng Sinafo (PS) (2019)	03T	LMC	\$10,888.24
			6959358	CV - Liheng Sinafo (PS) (2019)	03T	LMC	\$205,258.56
			6959367	CV - Liheng Sinafo (PS) (2019)	03T	LMC	\$33,170.00
			6959370	CV - Liheng Sinafo (PS) (2019)	03T	LMC	\$157,617.40
			6959373	CV - Liheng Sinafo (PS) (2019)	03T	LMC	\$91,250.00
			6969816	CV - Liheng Sinafo (PS) (2019)	03T	LMC	\$217,136.80
26		908	6028592	CV-Project Akudi (PS)	03T	LMC	\$17,430.44
			6952409	CV-Project Akudi (PS)	03T	LMC	\$15,850.37
			6962013	CV-Project Akudi (PS)	03T	LMC	\$16,960.14
Total							\$3,501,224.85

LINE 19 DETAIL: ACTIVITIES INCLUDED IN THE COMPUTATION OF LINE 19

Plan Year	IDIS Project	IDIS Activity	Voucher Number	Activity Name	Matrix Code	National Objective	Drawn Amount
2019	17	842	6445601	CV Mortgage Relief Program (AD)	21A		\$3,045.91
			6453648	CV Mortgage Relief Program (AD)	21A		\$1,630.00
			6490025	CV Mortgage Relief Program (AD)	21A		\$6,428.51
	19	837	6474339	CV-CDBG-Planning and Administration	21A		\$898.59
			6477603	CV-CDBG-Planning and Administration	21A		\$745.89
			6477605	CV-CDBG-Planning and Administration	21A		\$1,830.81
			6480840	CV-CDBG-Planning and Administration	21A		\$495.86
			6500470	CV-CDBG-Planning and Administration	21A		\$427.18
			6500471	CV-CDBG-Planning and Administration	21A		\$2,759.29
			6500473	CV-CDBG-Planning and Administration	21A		\$1,862.81
			6500476	CV-CDBG-Planning and Administration	21A		\$406.42
			6512963	CV-CDBG-Planning and Administration	21A		\$476.83
			6519674	CV-CDBG-Planning and Administration	21A		\$1,575.00
			6535270	CV-CDBG-Planning and Administration	21A		\$713.00
			6547329	CV-CDBG-Planning and Administration	21A		\$1,844.11
			6547332	CV-CDBG-Planning and Administration	21A		\$1,188.36
			6547333	CV-CDBG-Planning and Administration	21A		\$3,293.27
			6547334	CV-CDBG-Planning and Administration	21A		\$8,066.69

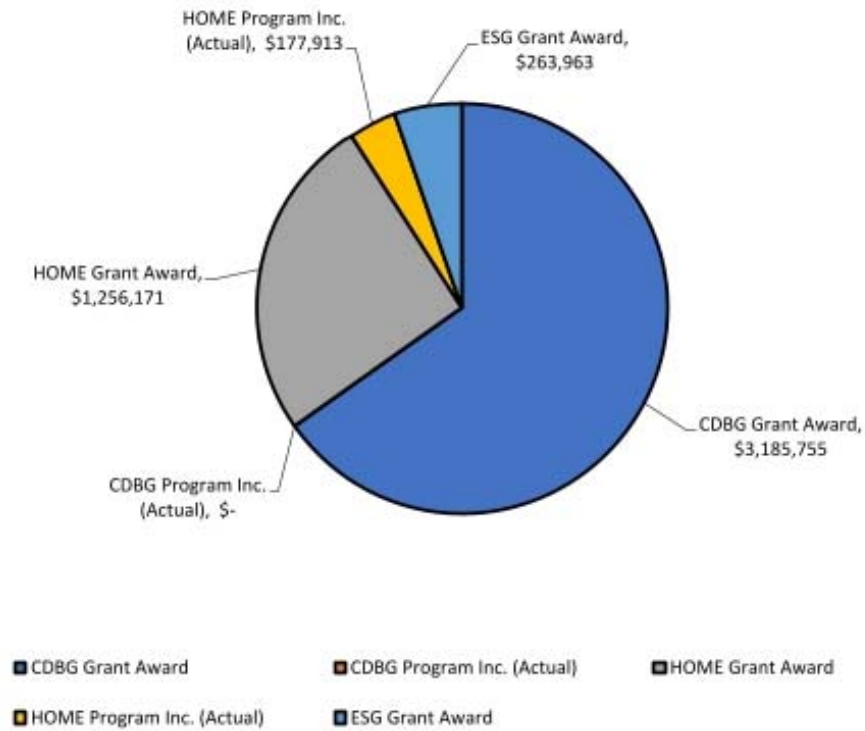
6547335	CV-CDBG-Planning and Administration	21A	\$775.18
6547336	CV-CDBG-Planning and Administration	21A	\$2,493.79
6547337	CV-CDBG-Planning and Administration	21A	\$2,193.98
6548040	CV-CDBG-Planning and Administration	21A	\$1,655.40
6548048	CV-CDBG-Planning and Administration	21A	\$2,986.32
6548099	CV-CDBG-Planning and Administration	21A	\$1,953.23
6548702	CV-CDBG-Planning and Administration	21A	\$1,849.33
6548738	CV-CDBG-Planning and Administration	21A	\$525.00
6552163	CV-CDBG-Planning and Administration	21A	\$1,456.03
6552166	CV-CDBG-Planning and Administration	21A	\$1,230.00
6552167	CV-CDBG-Planning and Administration	21A	\$530.06
6567199	CV-CDBG-Planning and Administration	21A	\$207.02
6626488	CV-CDBG-Planning and Administration	21A	\$195.33
6626496	CV-CDBG-Planning and Administration	21A	\$2,583.13
6632657	CV-CDBG-Planning and Administration	21A	\$1,511.61
6632660	CV-CDBG-Planning and Administration	21A	\$1,854.07
6638877	CV-CDBG-Planning and Administration	21A	\$10,194.17
6654814	CV-CDBG-Planning and Administration	21A	\$3,302.99
6654815	CV-CDBG-Planning and Administration	21A	\$2,441.29
6654816	CV-CDBG-Planning and Administration	21A	\$2,800.74
6662095	CV-CDBG-Planning and Administration	21A	\$1,688.05
6662113	CV-CDBG-Planning and Administration	21A	\$2,718.94
6668053	CV-CDBG-Planning and Administration	21A	\$2,631.90
6668652	CV-CDBG-Planning and Administration	21A	\$3,197.40
6671812	CV-CDBG-Planning and Administration	21A	\$17.99
6675333	CV-CDBG-Planning and Administration	21A	\$2,709.57
6677291	CV-CDBG-Planning and Administration	21A	\$259.25
6677312	CV-CDBG-Planning and Administration	21A	\$2,078.39
6678263	CV-CDBG-Planning and Administration	21A	\$2,635.17
6678808	CV-CDBG-Planning and Administration	21A	\$2,633.18
6680387	CV-CDBG-Planning and Administration	21A	\$2,139.17
6687174	CV-CDBG-Planning and Administration	21A	\$2,374.46
6687175	CV-CDBG-Planning and Administration	21A	\$1,587.68
6687178	CV-CDBG-Planning and Administration	21A	\$1,944.36
6687177	CV-CDBG-Planning and Administration	21A	\$1,566.64
6687178	CV-CDBG-Planning and Administration	21A	\$2,265.25
6687179	CV-CDBG-Planning and Administration	21A	\$4,104.20
6691493	CV-CDBG-Planning and Administration	21A	\$2,685.70
6701582	CV-CDBG-Planning and Administration	21A	\$1,200.00
6710676	CV-CDBG-Planning and Administration	21A	\$2,503.44
6710683	CV-CDBG-Planning and Administration	21A	\$4,317.86
6713197	CV-CDBG-Planning and Administration	21A	\$552.00
6727695	CV-CDBG-Planning and Administration	21A	\$3,557.02
6748098	CV-CDBG-Planning and Administration	21A	\$5,272.51
6753510	CV-CDBG-Planning and Administration	21A	\$3,487.44
6765410	CV-CDBG-Planning and Administration	21A	\$1,244.92
6768090	CV-CDBG-Planning and Administration	21A	\$1,477.57
6785317	CV-CDBG-Planning and Administration	21A	\$2,027.58
6792555	CV-CDBG-Planning and Administration	21A	\$2,269.35
6799410	CV-CDBG-Planning and Administration	21A	\$2,486.64
6799869	CV-CDBG-Planning and Administration	21A	\$1,129.85
6800831	CV-CDBG-Planning and Administration	21A	\$2,099.60
6801214	CV-CDBG-Planning and Administration	21A	\$92.27
6804542	CV-CDBG-Planning and Administration	21A	\$3,110.97
6806181	CV-CDBG-Planning and Administration	21A	\$912.17
6806814	CV-CDBG-Planning and Administration	21A	\$2,995.26
6809852	CV-CDBG-Planning and Administration	21A	\$2,136.17
6813293	CV-CDBG-Planning and Administration	21A	\$2,191.33
6816751	CV-CDBG-Planning and Administration	21A	\$272.12
6819242	CV-CDBG-Planning and Administration	21A	\$1,717.69
6819277	CV-CDBG-Planning and Administration	21A	\$2,705.84
6819279	CV-CDBG-Planning and Administration	21A	\$1,276.96
6819963	CV-CDBG-Planning and Administration	21A	\$1,649.30
6820666	CV-CDBG-Planning and Administration	21A	\$889.41
6820669	CV-CDBG-Planning and Administration	21A	\$1,079.04
6820672	CV-CDBG-Planning and Administration	21A	\$562.65

	6820601	CV-CDBG-Planning and Administration	21A	\$476.80
	6820607	CV-CDBG-Planning and Administration	21A	\$562.00
	6845828	CV-CDBG-Planning and Administration	21A	\$1,720.04
	6845840	CV-CDBG-Planning and Administration	21A	\$971.73
	6875298	CV-CDBG-Planning and Administration	21A	\$324.00
	6881067	CV-CDBG-Planning and Administration	21A	\$894.21
	6882239	CV-CDBG-Planning and Administration	21A	\$1,029.44
	6890167	CV-CDBG-Planning and Administration	21A	\$672.00
	6896767	CV-CDBG-Planning and Administration	21A	\$324.00
	6900659	CV-CDBG-Planning and Administration	21A	\$1,176.00
	6912922	CV-CDBG-Planning and Administration	21A	\$842.66
	6916032	CV-CDBG-Planning and Administration	21A	\$67.05
	6924183	CV-CDBG-Planning and Administration	21A	\$1,132.66
	6924184	CV-CDBG-Planning and Administration	21A	\$432.00
	6931705	CV-CDBG-Planning and Administration	21A	\$1,607.65
	6933294	CV-CDBG-Planning and Administration	21A	\$1,092.00
	6964104	CV-CDBG-Planning and Administration	21A	\$2,207.00
Total				\$191,168.70

UPLOADED FILE CAPER PY2023 FS Charts

GHURA CAPER Attachments

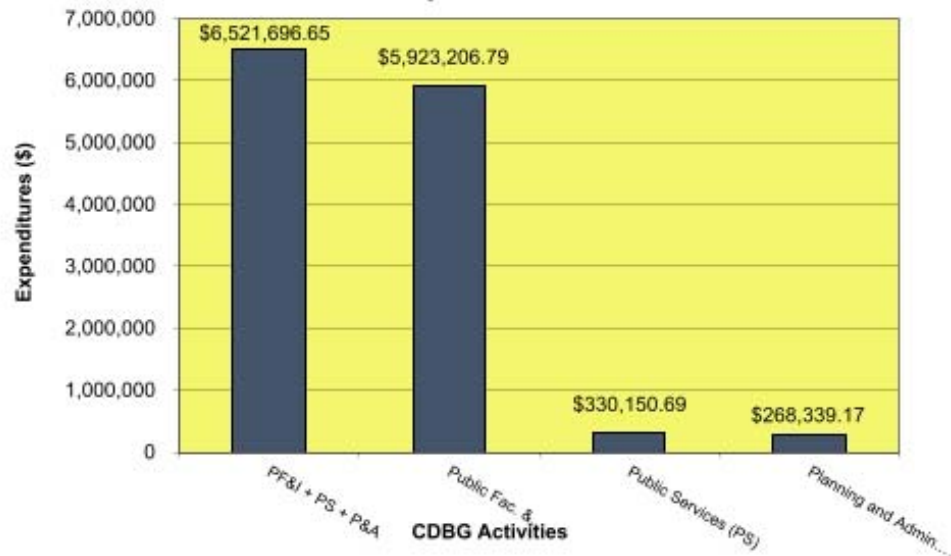
HUD CPD Funds Authorized PY23



HUD CPD Funds Authorized PY23	
CDBG Grant Award	3,185,755.00
CDBG Program Inc. (Actual)	-
HOME Grant Award	1,256,171.00
HOME Program Inc. (Actual)	177,912.87
ESG Grant Award	263,963.00

Program Year 2023 (Oct 1, 2023- Sept 30, 2024)

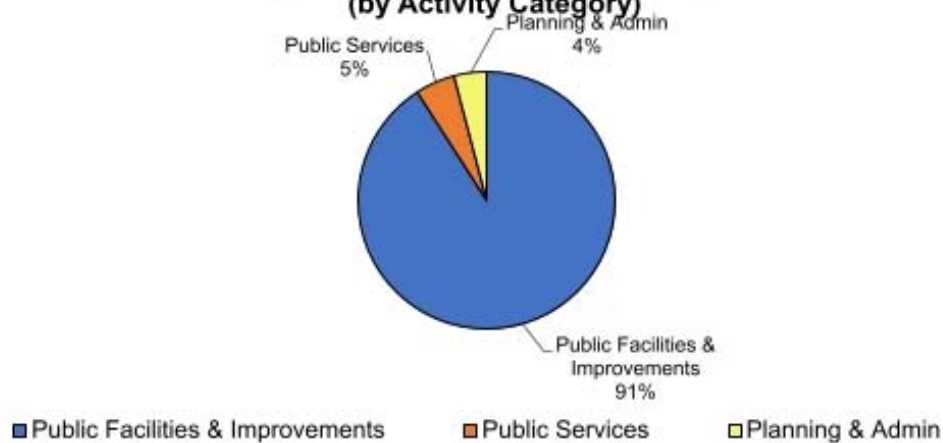
CDBG Expenditures PY23



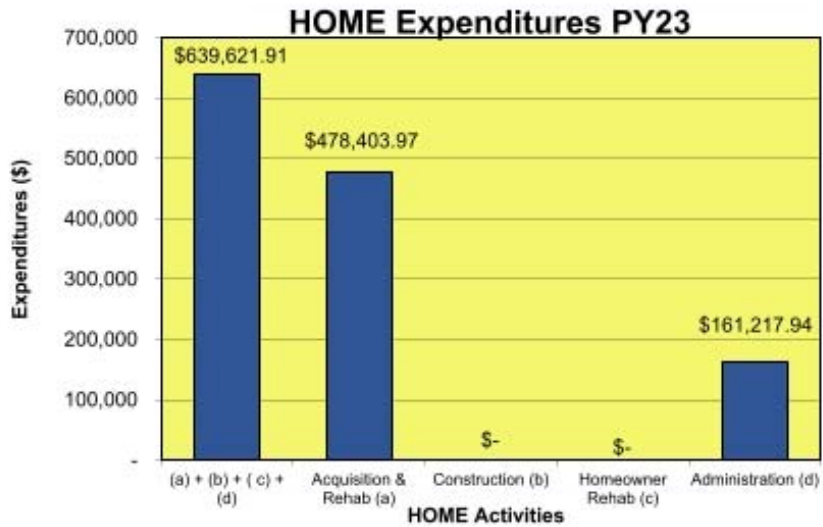
CDBG EXPENDITURES PY23

PF&I + PS + P&A	6,521,696.65
Public Fac. & Improvements (PF&I)	5,923,206.79
Public Services (PS)	330,150.69
Planning and Admin. (P&A)	268,339.17

Community Development Block Grant Expenditures (by Activity Category)



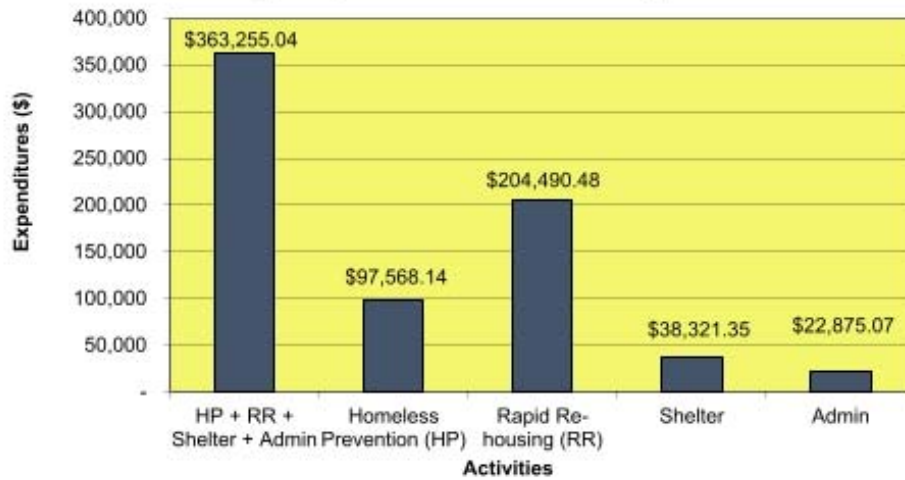
Program Year 2023 (Oct 1, 2023- Sept 30, 2024)



HOME EXPENDITURES PY23	
(a) + (b) + (c) + (d)	639,621.91
Acquisition & Rehab (a)	478,403.97
Construction (b)	-
Homeowner Rehab (c)	-
Administration (d)	161,217.94

Program Year 2023 (Oct 1, 2023- Sept 30, 2024)

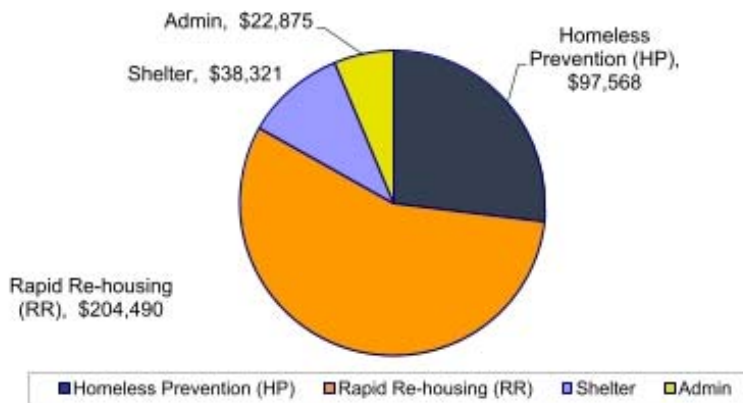
Emergency Solutions Grant Expenditures PY23



ESG (Solutions) EXPENDITURES PY23

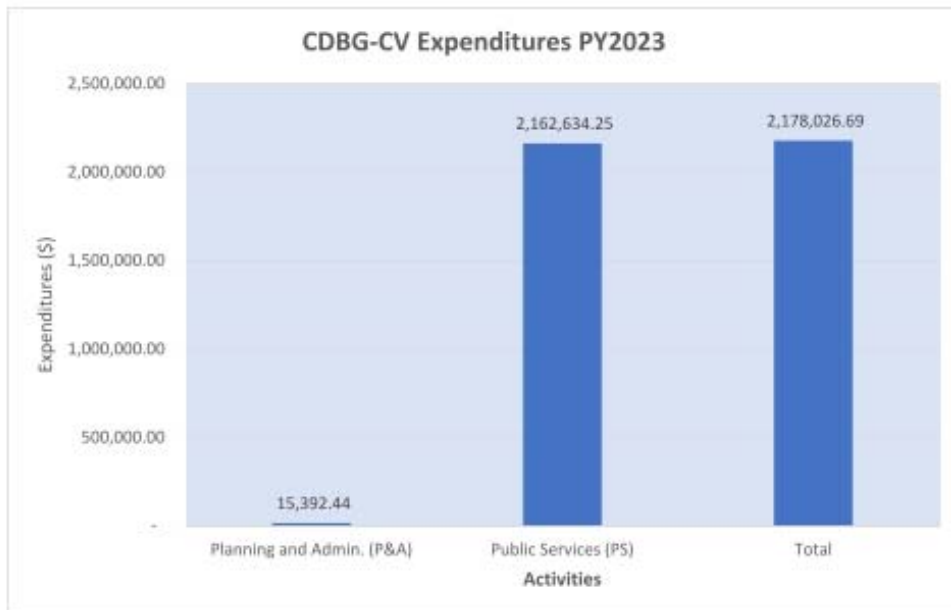
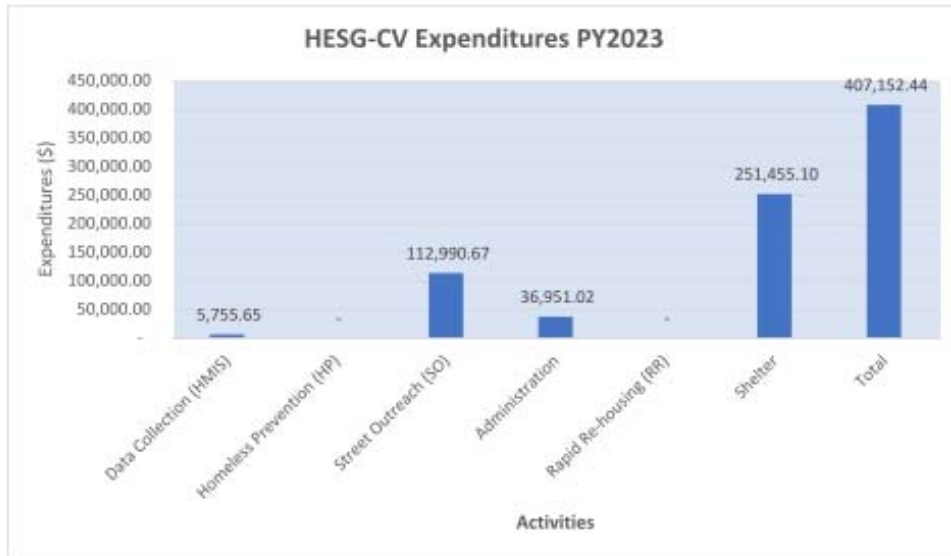
HP + RR + Shelter + Admin	363,255.04
Homeless Prevention (HP)	97,568.14
Rapid Re-housing (RR)	204,490.48
Shelter	38,321.35
Admin	22,875.07

Emergency Solutions Grant Expenditures PY23



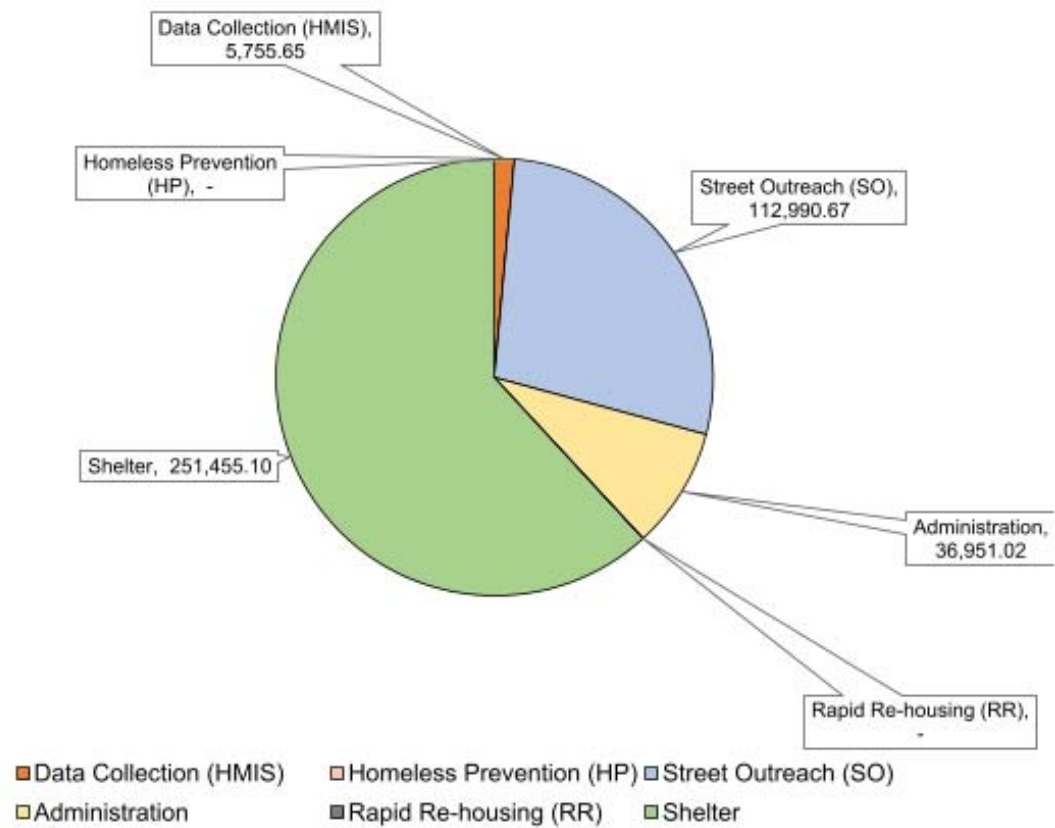
Program Year 2023 (Oct 1, 2023- Sept 30, 2024)

GHURA CAPER Attachments



Program Year 2023 (Oct 1, 2023- Sept 30, 2024)

HESG-CV (by Activity Category)



HESG-CV EXPENDITURES PY23		
Data Collection (HMIS)	5,755.65	1.41%
Homeless Prevention (HP)	-	0.00%
Street Outreach (SO)	112,990.67	27.75%
Administration	36,951.02	9.08%
Rapid Re-housing (RR)	-	0.00%
Shelter	251,455.10	61.76%
Total	407,152.44	

Program Year 2023 (Oct 1, 2023- Sept 30, 2024)

UPLOADED FILE ESG CAPER PY23 SAGE

12/27/24, 10:57 AM

Sage: Reports: Submission Overview: ESG: CAPER



Submission Overview: ESG: CAPER

Report: CAPER

Period: 10/1/2023 - 9/30/2024

Your user level here: Data Entry and Account Admin

Step 1: Dates

10/1/2023 to 9/30/2024

Step 2: Contact Information

First Name Amor
Middle Name MU
Last Name Say
Suffix
Title
Street Address 1 117 Bien Venida Avenue
Street Address 2
City Sinajana
State Guam
ZIP Code 96910
E-mail Address amsay@ghura.org
Phone Number (671)475-1406
Extension
Fax Number (671)

Step 4: Grant Information

Emergency Shelter Rehab/Conversion

Did you create additional shelter beds/units through an ESG-funded rehab project **No**
Did you create additional shelter beds/units through an ESG-funded conversion project **No**

Data Participation Information

Are there any funded projects, except HMIS or Admin, which are not listed on the Project Links and Uploads form? This includes projects in the HMIS and from VSP **No**

https://www.sagehmis.info/secure/reports/filterpages/galactic.aspx?reportID=310&client_ID=78984&157.4340=151777&iid=151777&autoexecute=true... 1/6

Step 5: Project Outcomes

Project outcomes are required for all CAPERS where the program year start date is 1-1-2021 or later. This form replaces the narrative in CR-70 of the eCon Planning Suite.

From the Action Plan that covered ESG for this reporting period copy and paste or retype the information in Question 5 on screen AP-90: "Describe performance standards for evaluating ESG."

GHURA confers with the Guam Homeless Coalition regarding the performance standards for activities funded under the ESG program. Assessments include how well the ESG programs use the HMIS system to produce uniform reports for all prime recipients and its consistency with the Consolidated Plan, Annual Progress Report, and Annual Action Plan. The CAPER/SAGE also provides a framework to track ESG performance. Other general performance standard are documented such as the unduplicated numbers of persons or households to prevented from becoming homeless, the unduplicated number of persons or households assisted from emergency shelters/streets into permanent housing, race, ethnicity, age, amount spent per subrecipient and their timeliness of expenditures will be reported by HMIS and GHURA. Also reported are other assessments such as what whorled using HUD funds, the most processing needs for clients, barriers to housing, the connection to other mainstream services and resources and outcomes for families and individuals upon completion of a program. Additionally, the Coordinated Entry System (CES) provides insight into determining the ESG and CoC's effectiveness in addressing the waitlist for homeless who are seeking housing. Guam utilizes the ESG to assist homeless families who may not qualify for any of the CoC funded programs. One of the conditions of the CoC funded program is the requirement for a head of household to have a disability. Persons fleeing domestic violence, however, are exempt from the disability requirements. Under the ESG program, homeless persons do not have to meet any disability requirements; however, those who are assisted must show reasonable efforts to maintain their housing after their assistance has ended.

Based on the information from the Action Plan response previously provided to HUD:

1. Briefly describe how you met the performance standards identified in A-90 this program year. *If they are not measurable as written type in N/A as the answer.*

N/A

2. Briefly describe what you did not meet and why. *If they are not measurable as written type in N/A as the answer.*

N/A

OR

3. If your standards were not written as measurable, provide a sample of what you will change them to in the future? *If they were measurable and you answered above type in N/A as the answer.*

The measurable standards that GHURA will change in the future is to ensure accountability and effectiveness of the program. These standards are outlined in performance measures and reporting requirements which include the following:

1. Reduction in number of homeless individuals and families by helping homeless individuals move to PH quickly as they are being assisted with Rapid Rehousing.
 2. The use of Homelessness Prevention (HP) assistance by keeping at-risk households housed to prevent homelessness; provide financial assistance with arrears for 6 months and encourage participants to achieve financial stability for earned and unearned income.
 3. Identify barriers to housing, the connection to other mainstream services and resources and outcomes for families and individuals upon completion of a program.
 4. Maintain the use of HMIS for client referrals and assessments.
- These measurable standards help ensure ESG funding addresses homelessness, aligns with HUD's strategic goals, and supports communities in achieving sustainable outcomes.

Step 6: Financial Information

ESG Information from IDIS

As of 12/13/2024

FY	Grant Number	Current Authorized Amount	Funds Committed By Recipient	Funds Drawn	Balance Remaining	Obligation Date	Expenditure
2023	E23ST660001	\$263,963.00	\$238,963.00	\$64,772.90	\$199,190.10	11/13/2023	11/13/2025
2022	E22ST660001	\$261,278.00	\$261,277.85	\$187,747.97	\$73,530.03	11/3/2022	11/3/2024
2021	E21ST660001	\$258,941.00	\$258,941.00	\$258,941.00	\$0	10/25/2021	10/25/2023
2020	E20ST660001	\$257,722.00	\$257,722.00	\$257,722.00	\$0	4/28/2021	4/28/2023
2019	E19ST660001	\$247,680.00	\$247,680.00	\$247,680.00	\$0	10/23/2019	10/23/2021
2018	E18ST660001	\$235,382.00	\$235,382.00	\$235,382.00	\$0	10/3/2018	10/3/2020
2017	E17ST660001	\$377,118.00	\$377,118.00	\$377,118.00	\$0	10/19/2017	10/19/2019
2016	E16ST660001	\$234,233.00	\$234,233.00	\$234,233.00	\$0	9/29/2016	9/29/2018
2015	E15ST660001	\$233,432.00	\$233,432.00	\$233,432.00	\$0	11/4/2015	11/4/2017
Total		\$2,778,961.00	\$2,753,960.85	\$2,506,240.87	\$272,720.13		

Expenditures	2024	2023	2022	2021	2020	2019	2
	No	Yes	Yes	Yes	No	No	
		FY2023 Annual ESG Funds for	FY2022 Annual ESG Funds for	FY2021 Annual ESG Funds for			
Homelessness Prevention		Non-COVID	Non-COVID	Non-COVID			
Rental Assistance							
Relocation and Stabilization Services - Financial Assistance			12,682.86	22,974.72			
Relocation and Stabilization Services - Services		2,266.18	33,364.64	26,279.74			
Hazard Pay (unique activity)							
Landlord Incentives (unique activity)							
Volunteer Incentives (unique activity)							
Training (unique activity)							
Homeless Prevention Expenses		2,266.18	46,047.50	49,254.46			
		FY2023 Annual ESG Funds for	FY2022 Annual ESG Funds for	FY2021 Annual ESG Funds for			
Rapid Re-Housing		Non-COVID	Non-COVID	Non-COVID			
Rental Assistance							
Relocation and Stabilization Services - Financial Assistance		9,403.94	72,975.63	49,807.99			
Relocation and Stabilization Services - Services		2,275.33	44,424.70	25,602.89			
Hazard Pay (unique activity)							
Landlord Incentives (unique activity)							

Volunteer Incentives (unique activity)			
Training (unique activity)			
RRH Expenses	11,679.27	117,400.33	75,410.88
	FY2023 Annual ESG Funds for	FY2022 Annual ESG Funds for	FY2021 Annual ESG Funds for
Emergency Shelter	Non-COVID	Non-COVID	Non-COVID
Essential Services			
Operations			38,321.35
Renovation			
Major Rehab			
Conversion			
Hazard Pay (unique activity)			
Volunteer Incentives (unique activity)			
Training (unique activity)			
Emergency Shelter Expenses	0.00	0.00	38,321.35
	FY2023 Annual ESG Funds for	FY2022 Annual ESG Funds for	FY2021 Annual ESG Funds for
Temporary Emergency Shelter	Non-COVID	Non-COVID	Non-COVID
Essential Services			
Operations			
Leasing existing real property or temporary structures			
Acquisition			
Renovation			
Hazard Pay (unique activity)			
Volunteer Incentives (unique activity)			
Training (unique activity)			
Other Shelter Costs			
Temporary Emergency Shelter Expenses			
	FY2023 Annual ESG Funds for	FY2022 Annual ESG Funds for	FY2021 Annual ESG Funds for
Street Outreach	Non-COVID	Non-COVID	Non-COVID
Essential Services			
Hazard Pay (unique activity)			
Volunteer Incentives (unique activity)			
Training (unique activity)			
Handwashing Stations/Portable Bathrooms (unique activity)			
Street Outreach Expenses	0.00	0.00	0.00
	FY2023 Annual ESG Funds for	FY2022 Annual ESG Funds for	FY2021 Annual ESG Funds for

Other ESG Expenditures	Non-COVID	Non-COVID	Non-COVID
Cell Phones - for persons in CoC/YHDP funded projects (unique activity)			
Coordinated Entry COVID Enhancements (unique activity)			
Training (unique activity)			
Vaccine Incentives (unique activity)			
HMIS Administration		3,455.07	19,420.00
Other Expenses	0.00	3,455.07	19,420.00
	FY2023 Annual ESG Funds for Non-COVID	FY2022 Annual ESG Funds for Non-COVID	FY2021 Annual ESG Funds for Non-COVID
Total Expenditures	13,945.45	166,902.90	182,406.69
Match	0.00	0.00	0.00
Total ESG expenditures plus match	13,945.45	166,902.90	182,406.69

Total expenditures plus match for all years

Step 7: Sources of Match

	FY2024	FY2023	FY2022	FY2021	FY2020	FY2019	FY2018	FY2017	FY2016	FY2015
Total regular ESG plus COVID expenditures brought forward	\$0.00	\$13,945.45	\$163,447.83	\$124,665.34	\$0.00	\$0.00	\$0.00	\$0.00	\$0.00	\$0.00
Total ESG used for COVID brought forward	\$0.00	\$0.00	\$0.00	\$0.00	\$0.00	\$0.00	\$0.00	\$0.00	\$0.00	\$0.00
Total ESG used for regular expenses which requires a match	\$0.00	\$13,945.45	\$163,447.83	\$124,665.34	\$0.00	\$0.00	\$0.00	\$0.00	\$0.00	\$0.00
Match numbers from financial form	\$0.00	\$0.00	\$0.00	\$0.00	\$0.00	\$0.00	\$0.00	\$0.00	\$0.00	\$0.00
Match Percentage	0%	0.00%	0.00%	0.00%	0%	0%	0%	0%	0%	0%

Match Source FY2024 FY2023 FY2022 FY2021 FY2020 FY2019 FY2018 FY2017 FY2016 FY2015

Other Non-ESG HUD Funds

Other Federal Funds

State Government

Local Government

Private Funds

Other

Fees

Program Income

Total Cash Match

Non Cash Match

Total Match

Step 8: Program Income

Program income is the income received by the recipient or subrecipient directly generated by a grant supported activity. Program income is defined in 2 CFR §200.307. More information is also available in the ESG CAPER Guidebook in the resources tab above.

Did the recipient earn program income from any ESG project during the program year?

|

